



भारतीय विज्ञान शिक्षा एवं अनुसंधान संस्थान, पुणे
INDIAN INSTITUTE OF SCIENCE EDUCATION AND RESEARCH (IISER), PUNE
Dr.Homi Bhabha Road Pune 411008

पूछताछ /ENQUIRY

| | | |
|--|------------------------------------------------------------------------------------------------------------------------------------------------------------------------------------------------------------------------------------------------|-------------------|
| | समस्त पत्रव्यवहार निदेशक को नामित होने चाहिए और निदेशक आई.आई.एस.ई.आर. पुणे के तरफ से एस एंड पी कार्यभारी के अवधान दिखाना चाहिए /All Communications to be addressed to The Director IISER PUNE for the attention of INCHARGE S & P FOR DIRECTOR | |
| | टेंडर पूछताछ क्र. Tender Enquiry No: | IISER/PUR/1160/19 |
| | दिनांक Date | 03/02/2020 |

महोदय/ Dear Sirs,
विषय/Subject: दर सूची के लिए अनुरोध /REQUEST FOR QUOTATION **DUE DATE: 13/02/2020**
कृपया निम्नलिखित वस्तुओं के लिए आपकी प्रमुख दर सूची वितरण अवधि दिखाने वाले पूर्ण विनिर्देशों और साहित्य के साथ सीलबंद लिफाफे में वितरण अवधि के साथ देय दिनांक पर या उससे पूर्व इस कार्यालय में पहुँचनी चाहिए। कठिनाई की अवस्था में कृपया हमें purchase@iiserpune.ac.in पर संपर्क करें।
/Please send your Principal quotation in a sealed cover for the following items with complete specifications and literature showing delivery period, on or before the due date to reach this office. In case of difficulty please contact us at purchase@iiserpune.ac.in

| अनु क्र./S.No | सामग्री का विवरण/Description of Material | संख्या/Quantity |
|-------------------------------------------------------------------------------------------------------------------------------------------------------------------------------------------------------------------------------------------------------------------------------------------------------------------------------------------------------------------------------------------------------------------------------------------------------------------------------------------------------------------------------------------------------------------------------------------------------------------------------------------------------------------------------------------------------------------------------------------|----------------------------------------------------------------------------------------------------------------|-----------------------------------------------------------------|
| 1. | Fabrication of Parts for cylindrical deflection analyzer (As per attached specifications and design) | As per attached list |
| <ol style="list-style-type: none">Quotation received after due date will not be considered at all देय दिनांक के पश्चात प्राप्त दर सूची का विचार नहीं किया जाएगा।फैक्स/ टेलेक्स द्वारा भेजी गई दर सूची को नहीं माना जाएगा।/Fax/Telex Quotation will not be considered.आपके दर सूची को समाविष्ट करने वाले सिलबंद लिफाफे पर उपरोक्त अनुसार हमारा पूछताछ क्र. दिनांक और देय दिनांक अभिदत्त होना चाहिए /Our Enquiry No, date and DUE date as above must be subscribed on the sealed envelope containing your quotation.हम अग्रिम भुगतान का शर्तों या दस्तावेजों के प्रतिकुल बैंक के माध्यम से भुगतान स्वीकार नहीं करते। /We do not accept the advance payment terms or through bank against documents | | भवदीय/Yours Faithfully Sd/- सलीम शेख |



भारतीय विज्ञान शिक्षा एवं अनुसंधान संस्थान, पुणे
INDIAN INSTITUTE OF SCIENCE EDUCATION AND RESEARCH (IISER), PUNE
Dr.Homi Bhabha Road Pune 411008

पूर्ति के लिए नियम और शर्तें/TERMS AND CONDITIONS FOR ENQUIRY.

1. दर सूची सीलबंद होनी चाहिए और उसमें पूछताछ क्र. दिनांक और देय दिनांक का उल्लेख होना चाहिए।/Quotation should be SEALED and mention the ENQUIRY NO:DATE and DUE DATE on the envelope.
2. दर सूची का केवल शाम 5.00 बजे तक की स्वीकार किया जाएगा। देय दिनांक के अगले कार्य-दिवस पर दोपहर के 3.30 बजे दर सूची कंपनी के यदि कोई प्रतिनिधि उपस्थित हो तो उनके सामने दर सूची को खोला जाएगा। /The quotations will be accepted only upto 5.00 p.m. The quotations will be opened in the presence of the representatives, if any, of the quoting firm at 3.30 p.m. on the next working day of the due date.
3. दर सूची/निविदाओं के खुलने की तारीख से 60 दिनों की अवधि तक के लिए आपका प्रस्ताव वैध माना जाएगा। /Your offer should be valid for a period of 120 days from the date of opening of the quotations/tenders
4. वस्तुओं के व्यक्तिगत/ प्रति वस्तुओं के लागत का विश्लेषण प्रदान किया जाना चाहिए।/Break up of individuals cost of items should be provided.
5. मूल्य का उद्धरण निम्नानुसार निर्दिष्ट किया जा सकता है।/The price quoted may be indicated as below:
 - a) बाहर गांव की कंपनियों के लिए/For Outstations firms- आई.आई.एस.ई.आर. पुणे के लिए/FOR IISER Pune/FOR destination basis
 - b) स्थानीय कंपनियों के लिए/For Local firms: आई.आई.एस.ई.आर. पुणे में मुफ्त वितरण/Free delivery at IISER Pune
6. आपके दर में पैकिंग और अग्रेषण शुल्क का समावेश होना चाहिए। एफ.ओ.आर. स्थान की दर सूची के मामले में बीमा भी कराया हुआ होना चाहिए। पारगमन के दौरान चोरी, हानि क्षति या टूटना के खिलाफ आपके पक्ष में माल का बीमा होना चाहिए।/Your rate should include packaging and forwarding charges. In case of quotation F.O.R. destination Insurance should also be covered. The good should be insured in your favor against theft, loss, damage or breakage during transit.
7. यदि वितरण पूर्व स्टॉक में या भंडार में या आयात करना होगा या कार्य से प्राप्त और आदेश की रसीद के बाद वितरण के लिए कितना समय जरूरी होगा इसका विशेष उल्लेख किया होना चाहिए। अगर आपके प्रस्ताव के सामने खरीद आदेश रखा गया तो वितरण अवधि का सख्त रूप से पालन करना होगा। /Specific mention should be made whether delivery will be ex-stocks or stores will have to be imported or obtained from the works and how much time will be required for delivery after receipt of the order. The Delivery time will have to be strictly adhered to in case an order is placed against your offer
8. हम या तो स्वदेशी निर्माता से या विदेशी निर्माता से या तैयार स्टॉक से उपलब्ध सामग्री के प्रस्ताव पर विचार करने के लिए तैयार हैं। प्रदायक के स्वयं के आयात कोटा लाइसेंस के तहत अग्रेषण वितरण आधार पर पूर्ति के लिए कोई भी प्रस्ताव भी स्वीकार्य होगा। /We are prepared to consider the offer for the material, either from indigenous manufacturer or of foreign manufacturer or available from ready stock. Any offer to supply on forward Delivery Basis under supplier's own import quota license will also be considered.
9. जहां भी परिव्ययनीय है वहां GST का दर स्पष्टरूप से निर्दिष्ट किया जाना चाहिए। /The RATE OF GST should be clearly indicated wherever chargeable. For Research Related Item the GST will be 5% and the Certificate to the effect will be provided along with the PO.
10. दर सूची निम्नानुसार होनी चाहिए। The Quotation should have the following(In case the quote is in foreign currency) :
 - पैकिंग अग्रेषण और अंतर्देशीय माल-भाड़ा शुल्क सहित एफ ओ बी हवाई अड्डा शुल्क
FOB Airport price including packing forwarding and inland freight charges
 - हवाई माल-भाड़ा द्वारा सी आई एफ मुंबई शुल्क
CIF Mumbai price by Airfreight.
 - भारतीय एजेंटों का नाम और पता और उनके संपर्क क्रमांकों का विवरण
Name & address of the Indian agents and their contact details.
 - हमारे भंडार में अच्छी स्थिति में माल के प्राप्ति और उपकरणों के बारे में, संतोषजनक अधिष्ठापन और उसके शुरू करने के बाद भारतीय चलन में भारतीय एजेंट को एजेंसी कमीशन की राशि देय है। भारतीय विदेशी मुद्रा और विनियम अधिनियम के तहत, भारतीय एजेंसी को कमीशन या छूट आदि अगर कोई हो, तो उसे अलग से निर्दिष्ट किया जाना चाहिए। Amount of agency commission payable to Indian agent in Indian currency after receipt of consignments in good condition at our stores and in case of equipment, after satisfactory installation & commissioning. Indian Foreign Exchange and Regulations act requires that commission to Indian agency, discount etc if any indicated separately.
 - प्रख्यात भारतीय संस्थानों के नाम सूचित करें जहां आप समान उपकरण की आपूर्ति की हो और उपयोग कर्ताओं से उपकरण का संतोषजनक निष्पादन रिपोर्ट संलग्न कर सकते हैं।
Indicate names of reputed Indian organizations where you have supplied similar equipment and may attach satisfactory performance report of equipment from users.
 - अगर आपने पूर्ववर्ती तीन वर्षों में अन्य आई.आई.एस.ई.आर. संस्थानों को समान या समरूप उपकरण की आपूर्ति की है तो उसका अंततः या अंतिम रूप से भुगतान किया गया मूल्य की प्रति प्रस्तुत करें।
Prices eventually or finally paid in case you have supplied similar or identical equipment to other IISER institutes in the preceding 3 years
 - भारत के बाहर समस्त बैंक शुल्क का लाभार्थी द्वारा वहन किया जाएगा।



भारतीय विज्ञान शिक्षा एवं अनुसंधान संस्थान, पुणे
INDIAN INSTITUTE OF SCIENCE EDUCATION AND RESEARCH (IISER), PUNE
Dr.Homi Bhabha Road Pune 411008

All Bank charges outside India shall be borne by the beneficiary

- आपके द्वारा दिया जानेवाला सेवाओं का विवरण प्रतिपादित होना चाहिए
Details of services to be rendered by you.
- वितरण अवधि
Delivery period
- वारंटी अवधि सहित नियमों का विवरण
Details Terms including warranty period.

11. हम दस्तावेजों के विरुद्ध अग्रिम भुगतान शर्तें या भुगतान स्वीकृत नहीं करते। निम्न स्वीकृत भुगतान शर्तों के विवरण को देखिए। We do not accept advance payment terms or payment against documents. See below details of accepted payment terms.

भुगतान के तरीके/ Modes of Payment

भारतीय मुद्रा में भुगतान

Payment in Indian Rupee

i) परीक्षण/निरीक्षण और गुणवत्ता, संख्या और विनिर्देशों के आदेशों को संतोषजनक पाने के बाद आपूर्ति के नियम और शर्तें पूरी होने का समाधान के बाद, माल के प्राप्ति के बाद, आदाता के खाते में देय चेक द्वारा आपूर्तिकर्ताओं को सीधे रूप से भुगतान किया जाएगा ।

i) Payment will be made directly to the suppliers by NEFT/RTGS after receipt of the goods, tested /inspected and found satisfactory with regard to quality, quantity, and specifications ordered for and after satisfying that the terms and conditions of supply have been fulfilled.

12. Please provide a compliance table with your quotation in the following format:

| Item | Specification asked | Specification Quoted for | Departure and remarks |
|------|---------------------|--------------------------|-----------------------|
|------|---------------------|--------------------------|-----------------------|

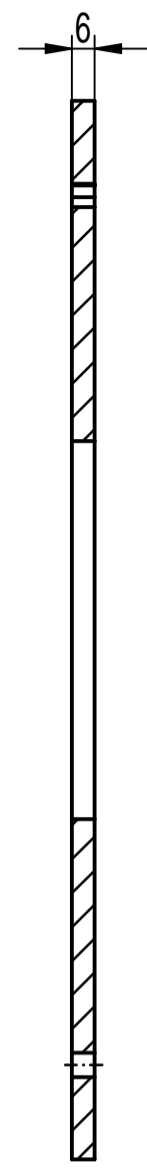
Please provide sufficient technical details with your quotation (in the form of brochures, spec sheets or tech notes) such that every point should be independently verifiable. Marking the details on the accompanying material will be greatly appreciated.

13. अगर उपर्युक्त किसी शर्त का पालन नहीं किया गया तो दर सूची अस्वीकृत होने की संभावना है। /The quotations are liable to be rejected if any of the above condition are not complied with

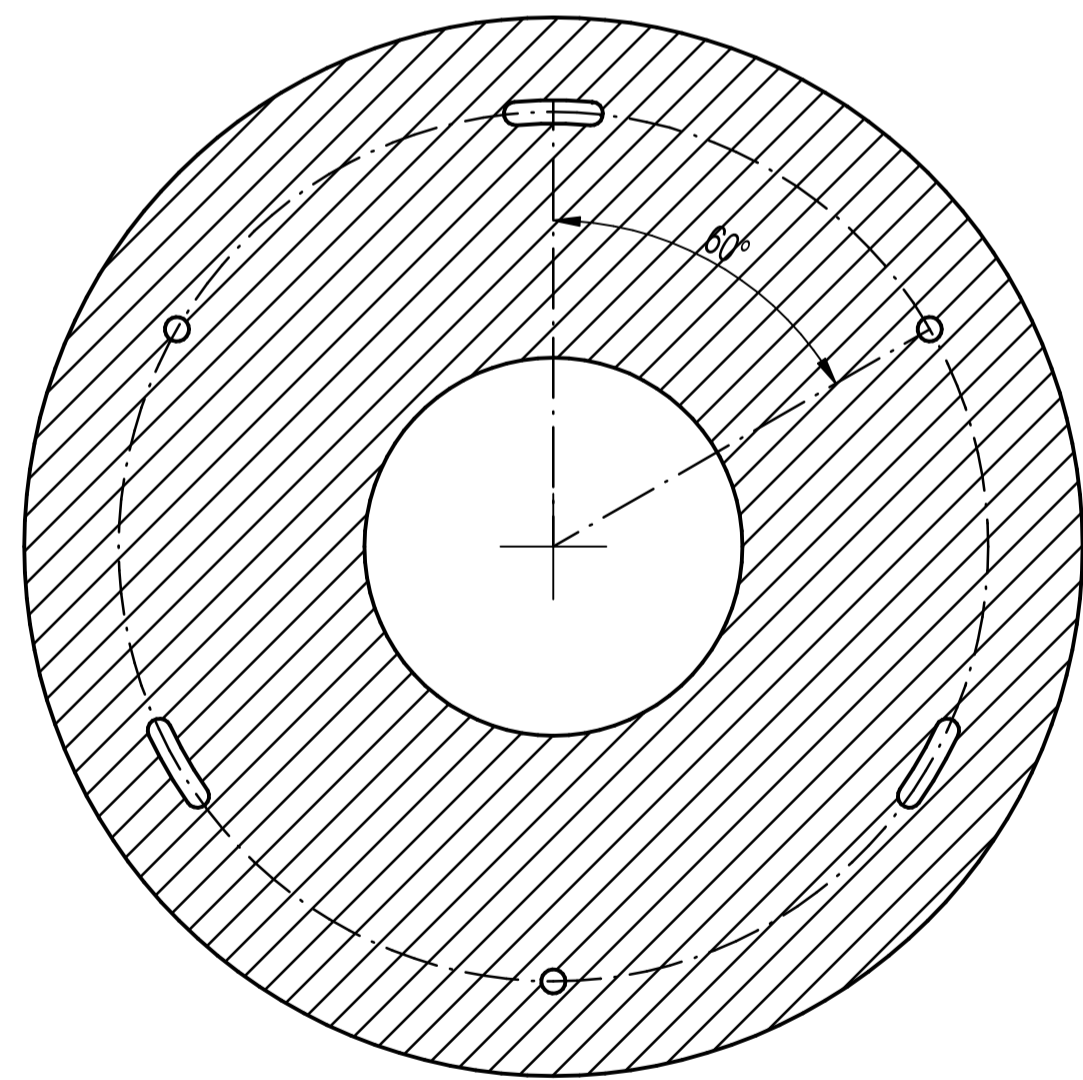
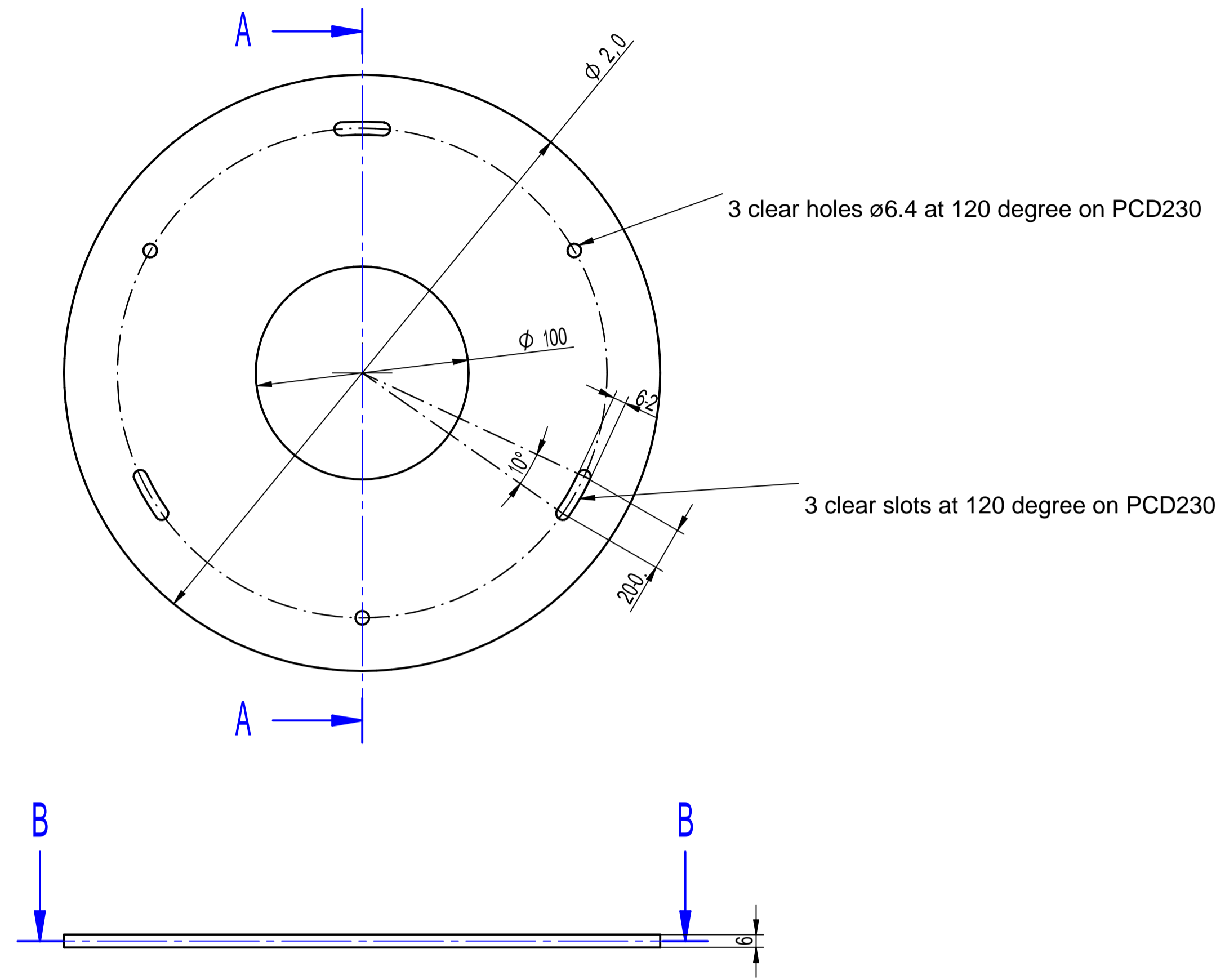
14. निविदाओं/ दर सूचियों की मुद्रित शर्तें हम पर बंधन कारक नहीं होंगी। /Printed condition of the tenders/quotations shall not be binding on us.

15. दर सूची की स्वीकृति निदेशक, भारतीय विज्ञान शिक्षा एवं अनुसंधान संस्थान पुणे पर निर्भर होगी, जो सबसे कम दर सूची को स्वीकृत करने के लिए स्वयं बाध्य नहीं है और वे किसी कारण को बताए बिना किसी भी या सभी दर सूची को आंशिक रूप से स्वीकार करने या पूर्णतः अस्वीकार करने के लिए अपना अधिकार आरक्षित रखते हैं। /The acceptance of the quotation will rest with the Director, Indian Institute of Science Education and research (IISER) Pune who does not bind himself to accept the lowest quotation and reserves the right to himself to reject or partially accept any or all the quotations received without assigning any reason.

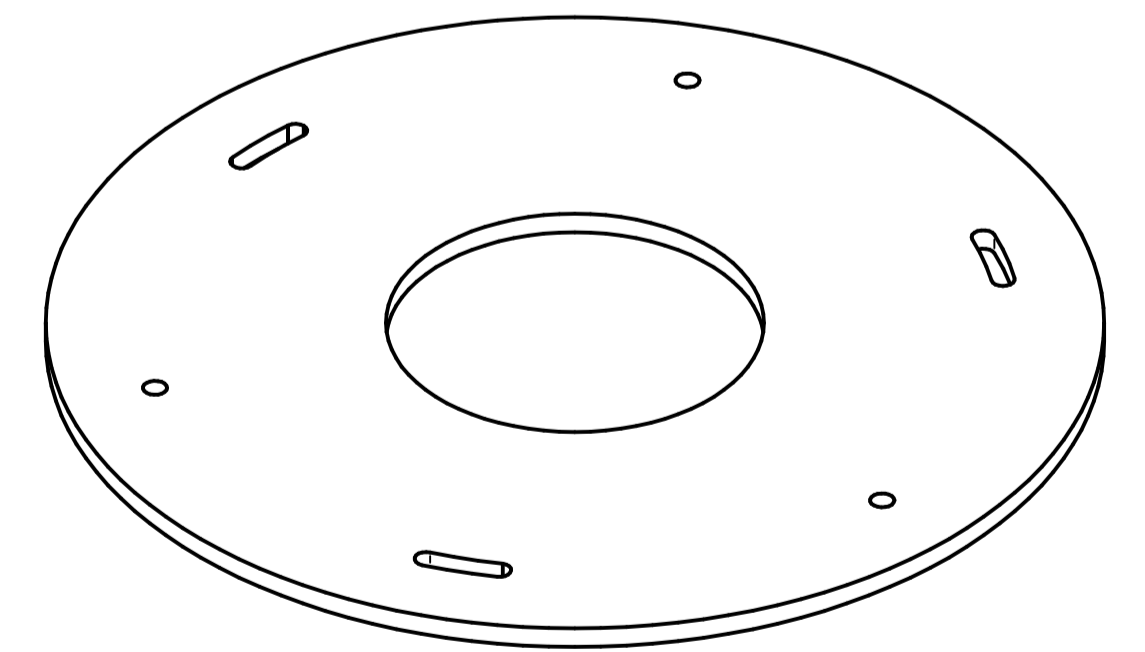
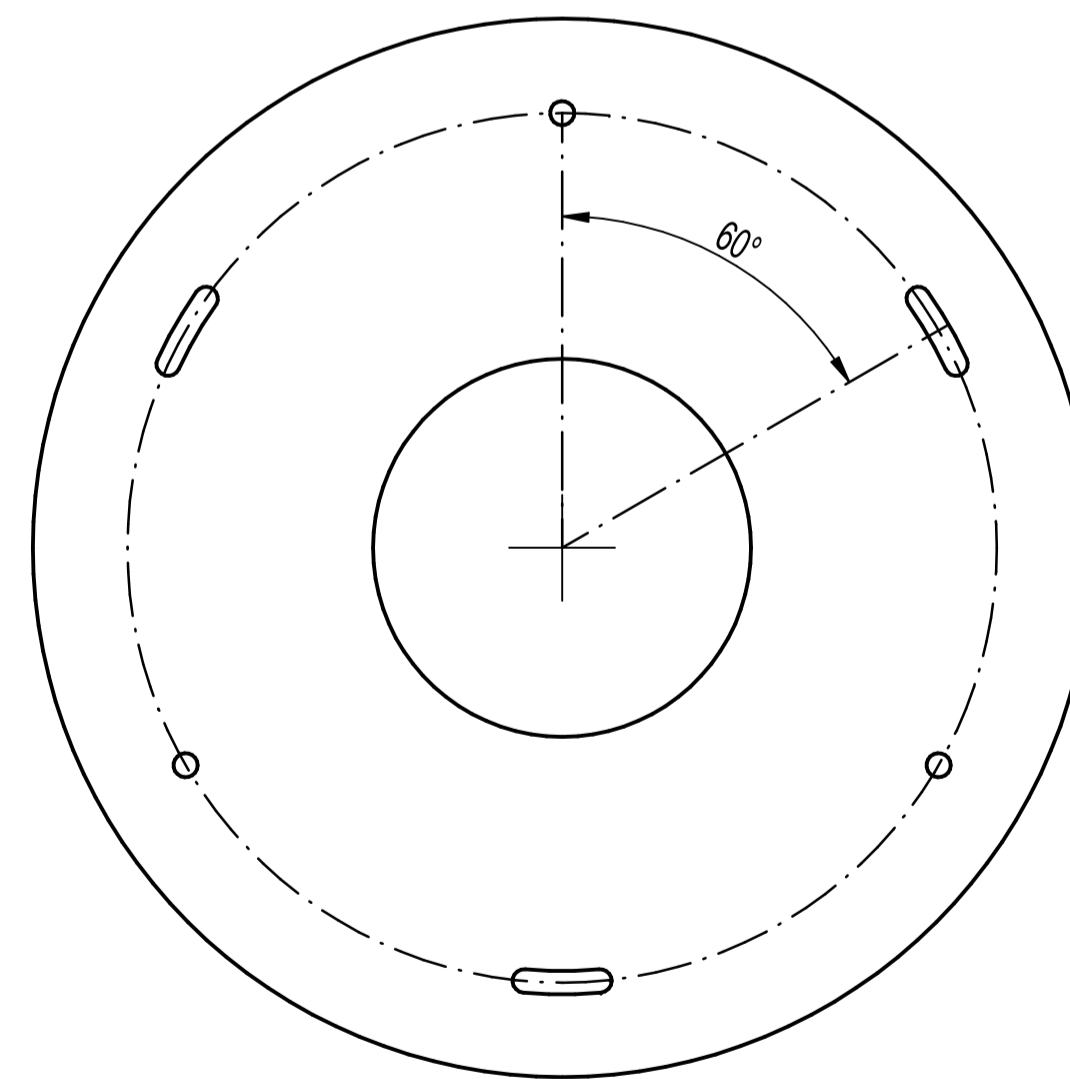
| REVISION HISTORY* | | | |
|-------------------|-------------|------|----------|
| REI | DESCRIPTION | DATE | APPROVED |
| | | | |



SECTION A+A



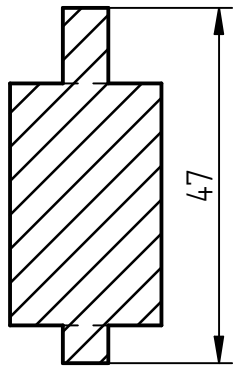
SECTION B+B



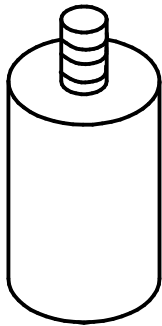
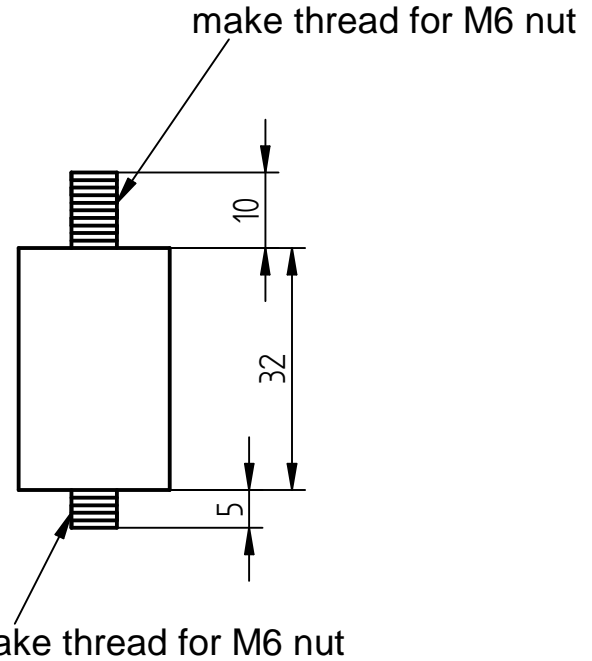
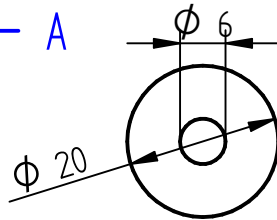
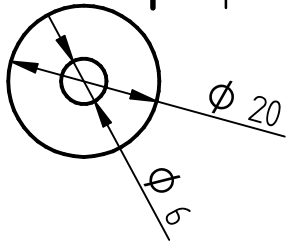
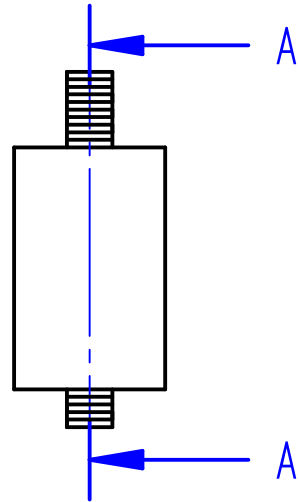
SOLID EDGE ACADEMIC COPY

| | | | |
|------------------------------------------------------------------------------------------------------------------------|--------------------|-----------------------------------|-----|
| NAME | DATE | Solid Edge | |
| DRAWN | USER BHASB01/06/20 | TITLE | |
| CHECKED | | | |
| ENG APPR | | | |
| MGR APPR | | | |
| UNLESS OTHERWISE SPECIFIED DIMENSIONS ARE IN MILLIMETERS ANGLES $\pm XX^\circ$ 2 PL $\pm XXX$ 3 PL $\pm XXXX$ | | SI E DWG NO A1 | RET |
| | | FILE NAME* #3‐20200106.#() | |
| SCALE* | WEIGHT* | SHEET 1 OF 1 | |

| REVISION HISTORY | | | |
|------------------|-------------|------|----------|
| REV | DESCRIPTION | DATE | APPROVED |
| | | | |



SECTION A-A

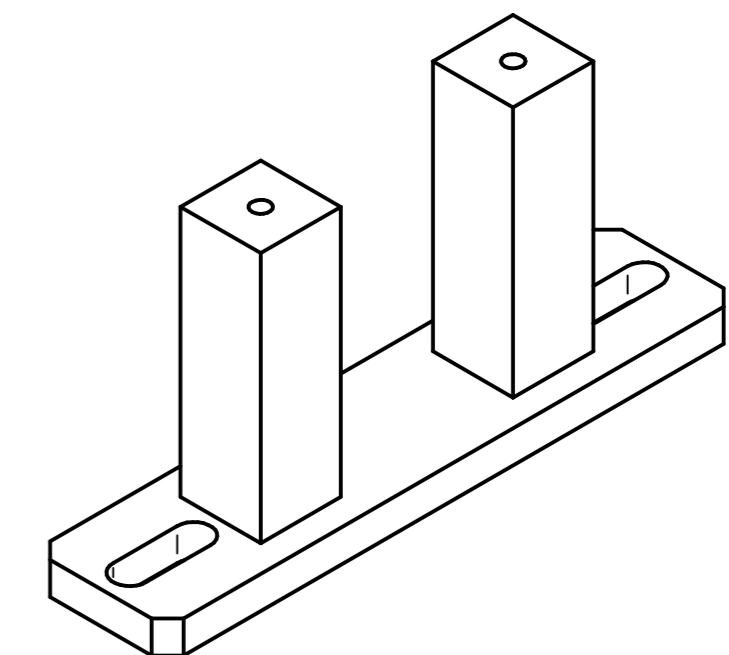
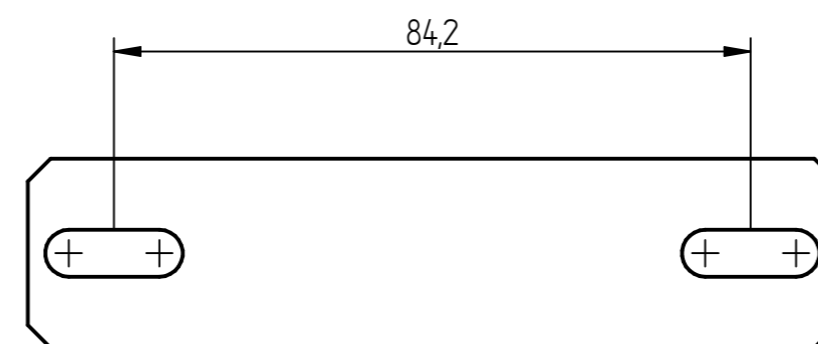
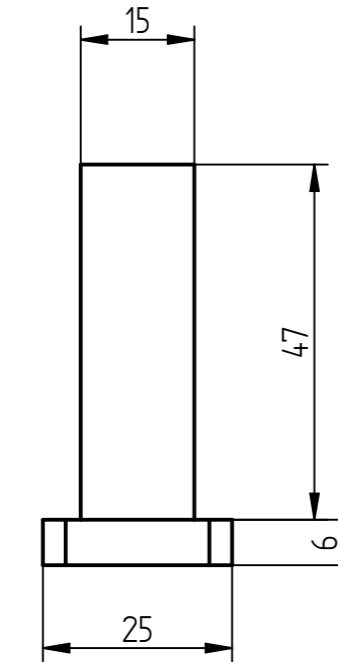
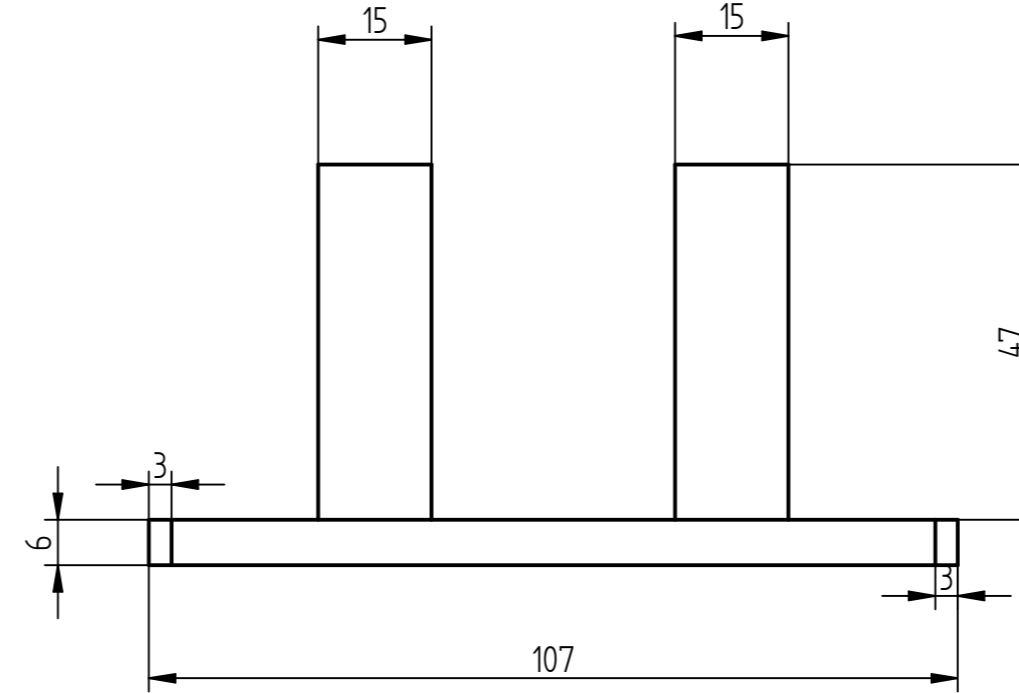
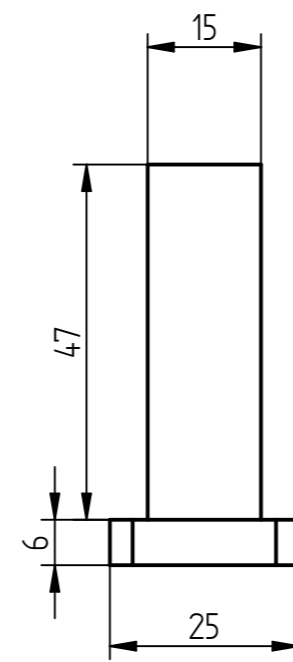
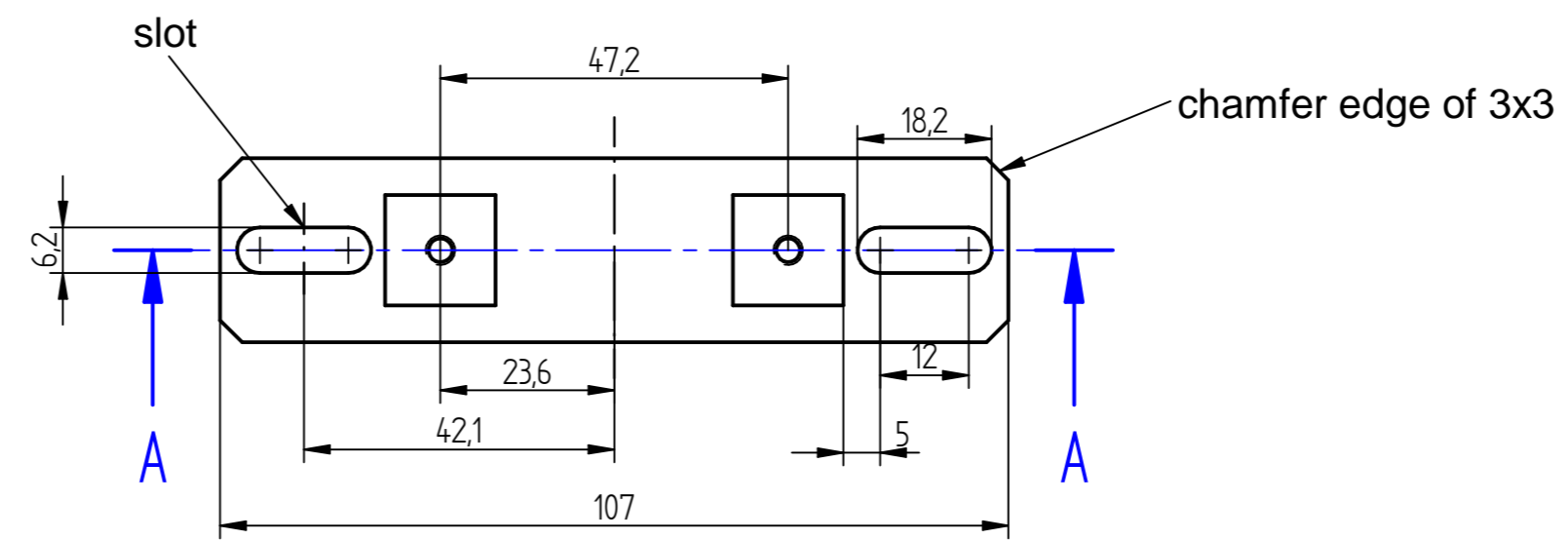
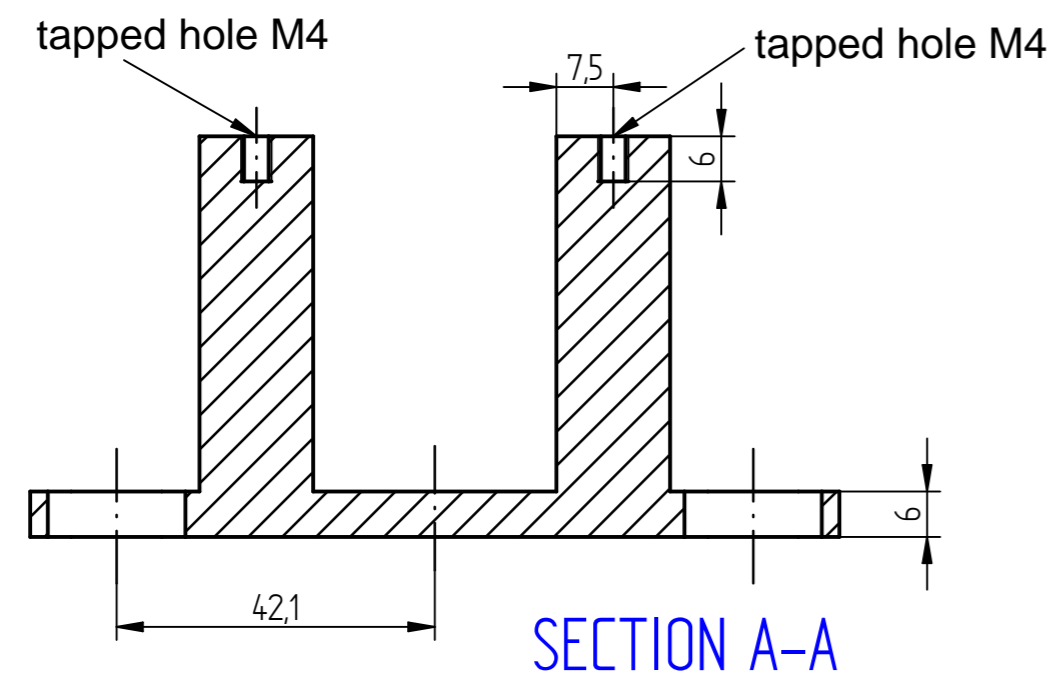


**** Three identical pieces are required**

| | | | |
|-------------------------------------------------------------------------------------------------------|----------|---------------------------------------------|--------------|
| NAME | DATE | Solid Edge | |
| DRAWN | 11/06/20 | | |
| CHECKED | | TITLE | |
| ENG APPR | | | |
| MGR APPR | | | |
| UNLESS OTHERWISE SPECIFIED DIMENSIONS ARE IN MILLIMETERS ANGLES ±X.X° 2 PL ±X.XX 3 PL ±X.XXX | | SIZE | REV |
| | | A4 | |
| | | FILE NAME: support_bottom_bolt_20200106.dft | |
| SCALE: | | WEIGHT: | SHEET 1 OF 1 |

SOLID EDGE ACADEMIC COPY

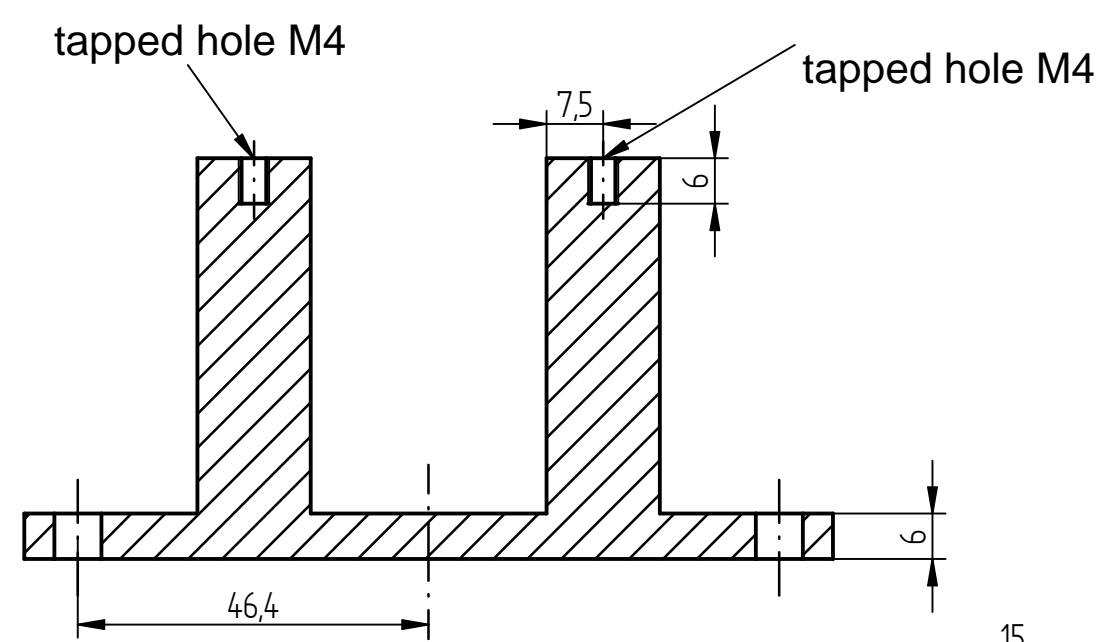
| REVISION HISTORY | | | |
|------------------|-------------|------|----------|
| REV | DESCRIPTION | DATE | APPROVED |
| | | | |



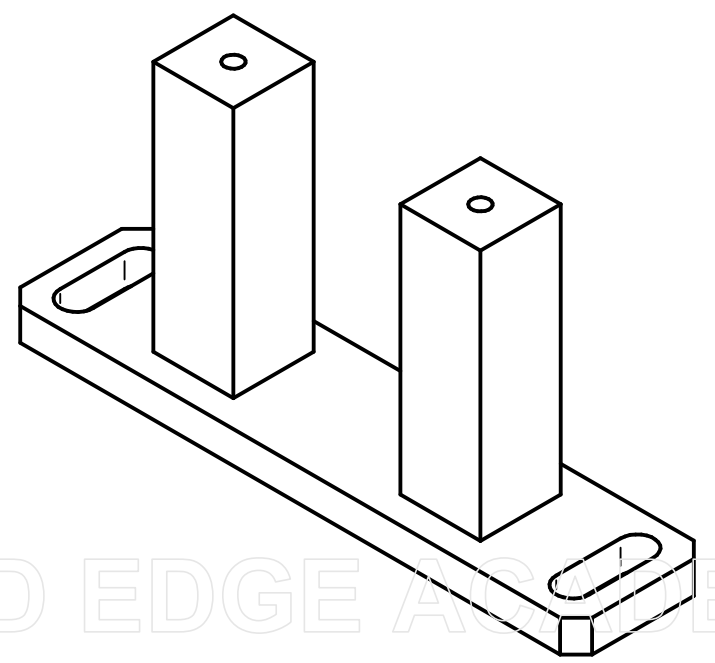
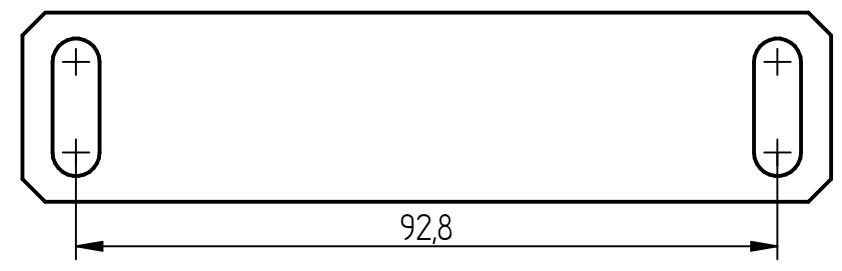
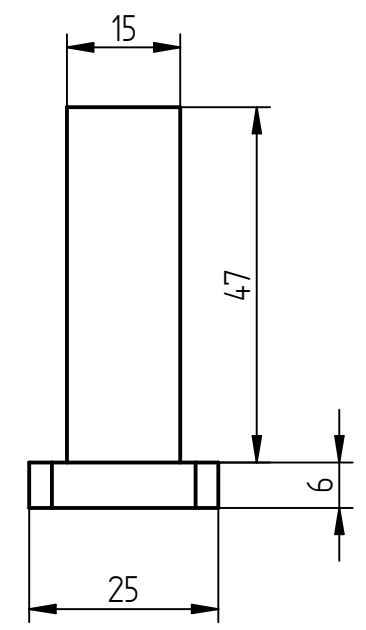
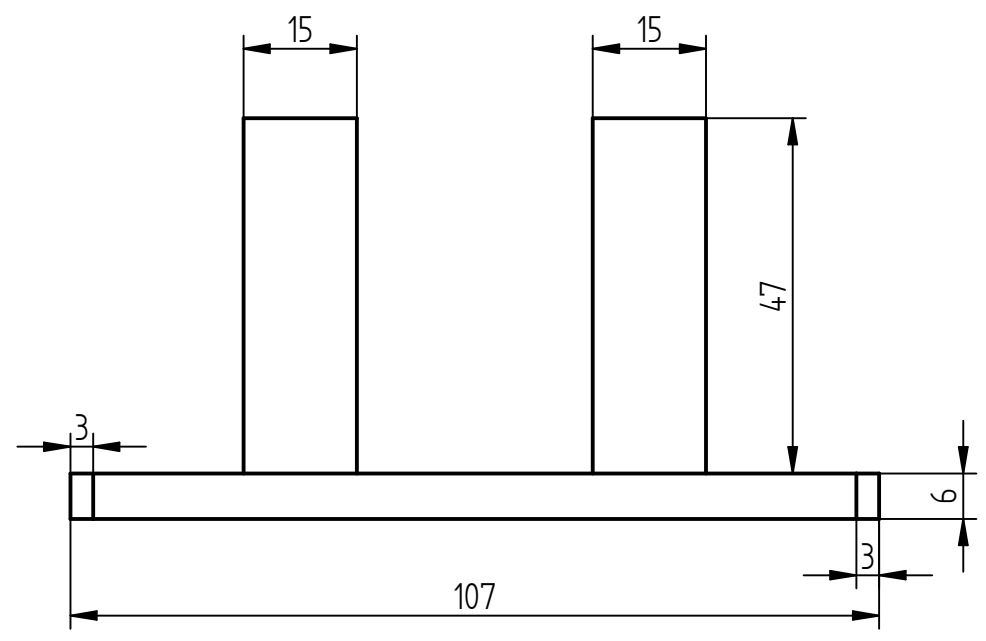
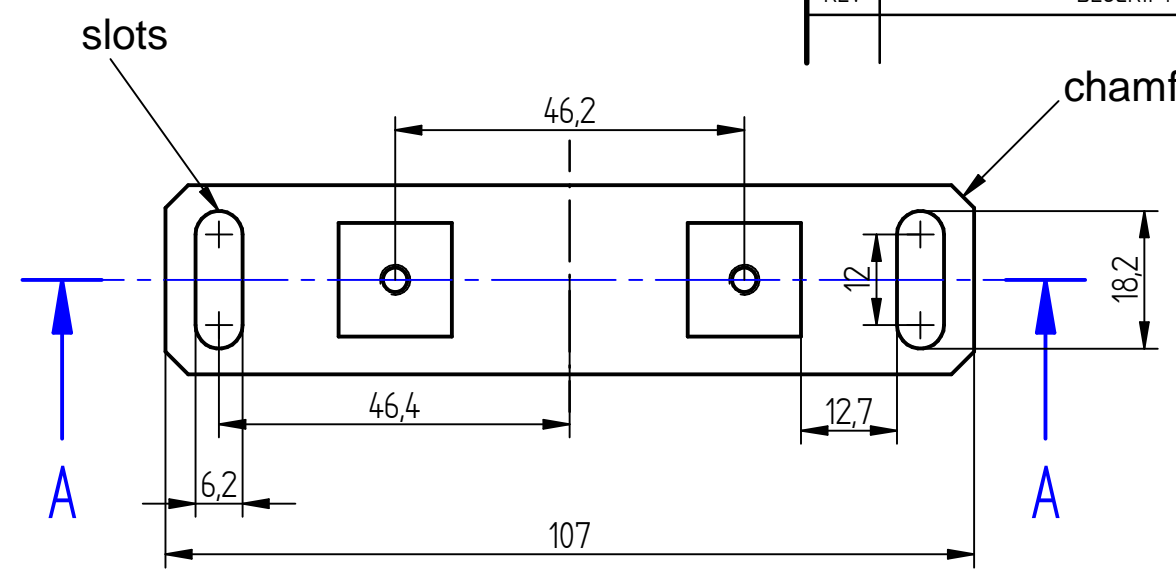
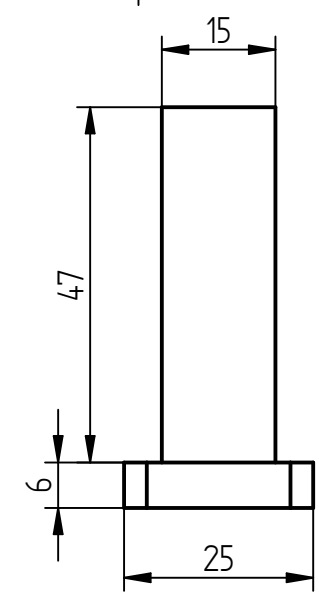
SOLID EDGE ACADEMIC COPY

| | | | | |
|-----------------------------------------------------------------------------------------------------|-------------|----------|-----------------------------------------|------------|
| | NAME | DATE | Solid Edge | |
| DRAWN | IISER BHASB | 01/06/20 | TITLE | |
| CHECKED | | | | |
| ENG APPR | | | | |
| MGR APPR | | | | |
| UNLESS OTHERWISE SPECIFIED DIMENSIONS ARE IN MILLIMETERS ANGLES ±X.X° 2 PL ±XXX 3 PL ±XXXX | | | SIZE A2 | DWG NO |
| | | | FILE NAME: CDA_entry_stand_20200105.dft | REV |
| | | | SCALE: | WEIGHT: |
| | | | SHEET 1 OF 1 | |

| REVISION HISTORY | | | |
|------------------|-------------|------|----------|
| REV | DESCRIPTION | DATE | APPROVED |
| | | | |



SECTION A-A



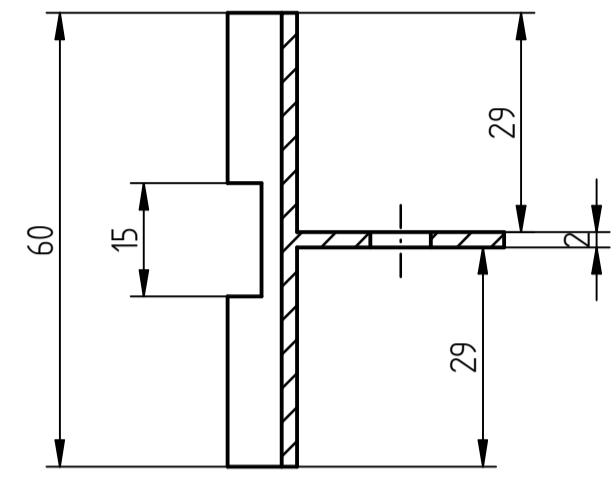
| | NAME | DATE |
|----------|-------------|----------|
| DRAWN | IISER BHASB | 01/06/20 |
| CHECKED | | |
| ENG APPR | | |
| MGR APPR | | |

| | | |
|----------------------------------------|---------|--------------|
| Solid Edge | | |
| TITLE | | |
| SIZE A3 | DWG NO | REV |
| FILE NAME: CDA_exit_stand_20200105.dft | | |
| SCALE: | WEIGHT: | SHEET 1 OF 1 |

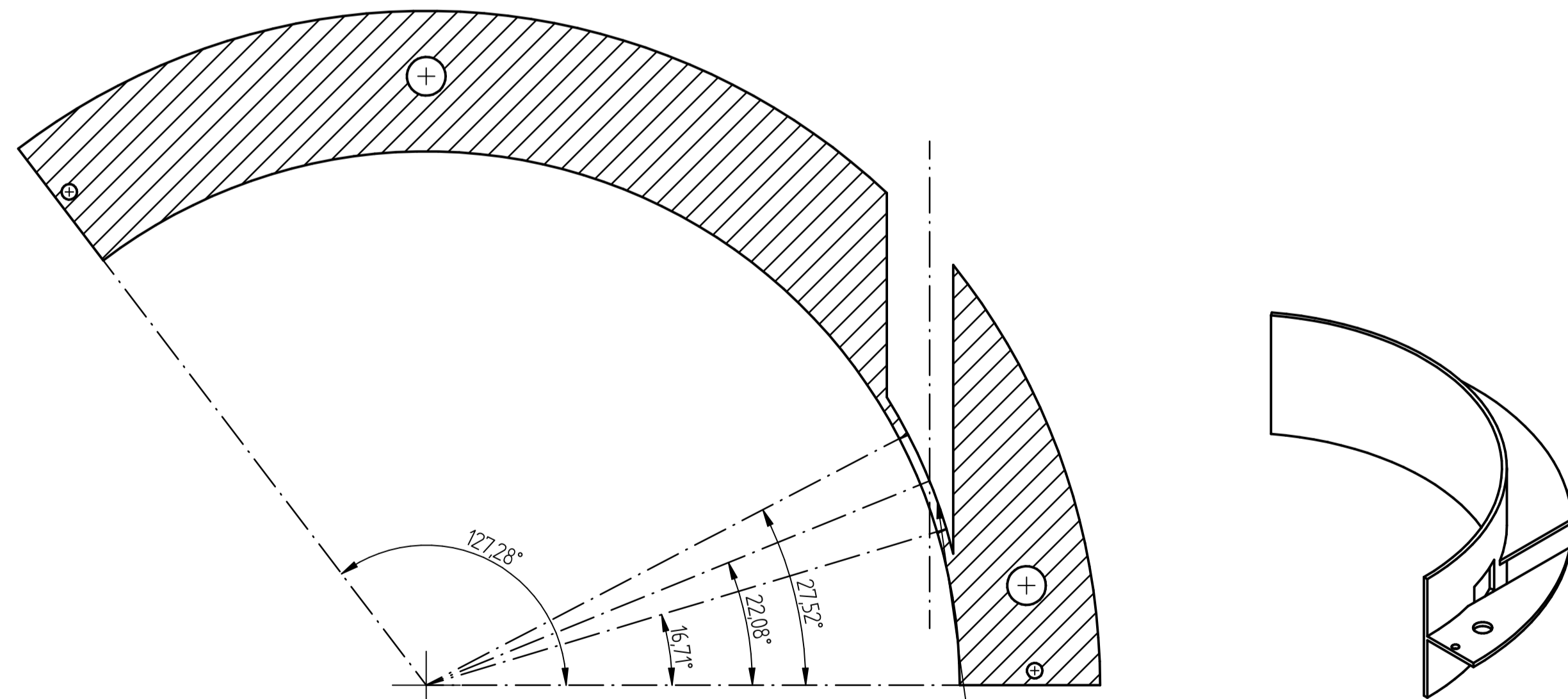
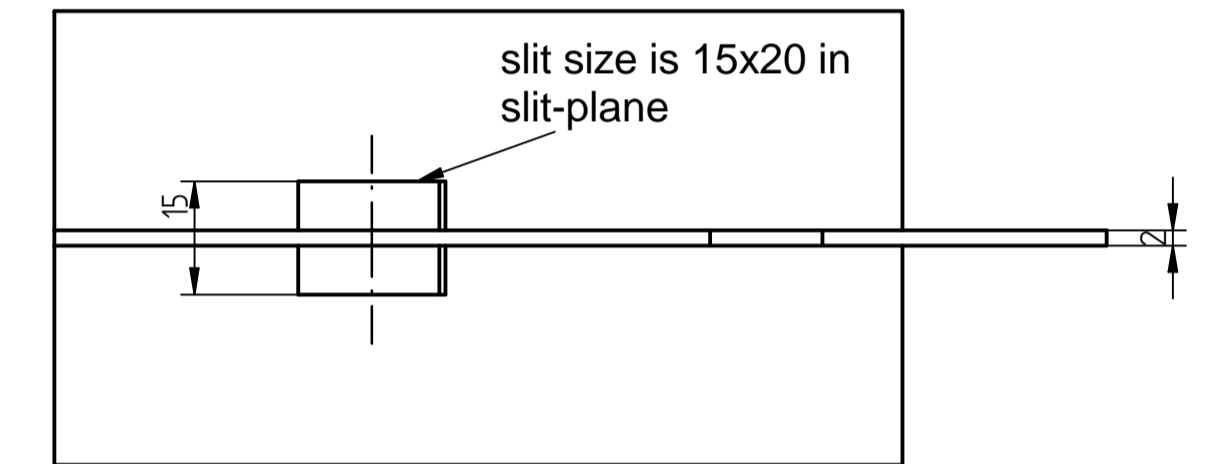
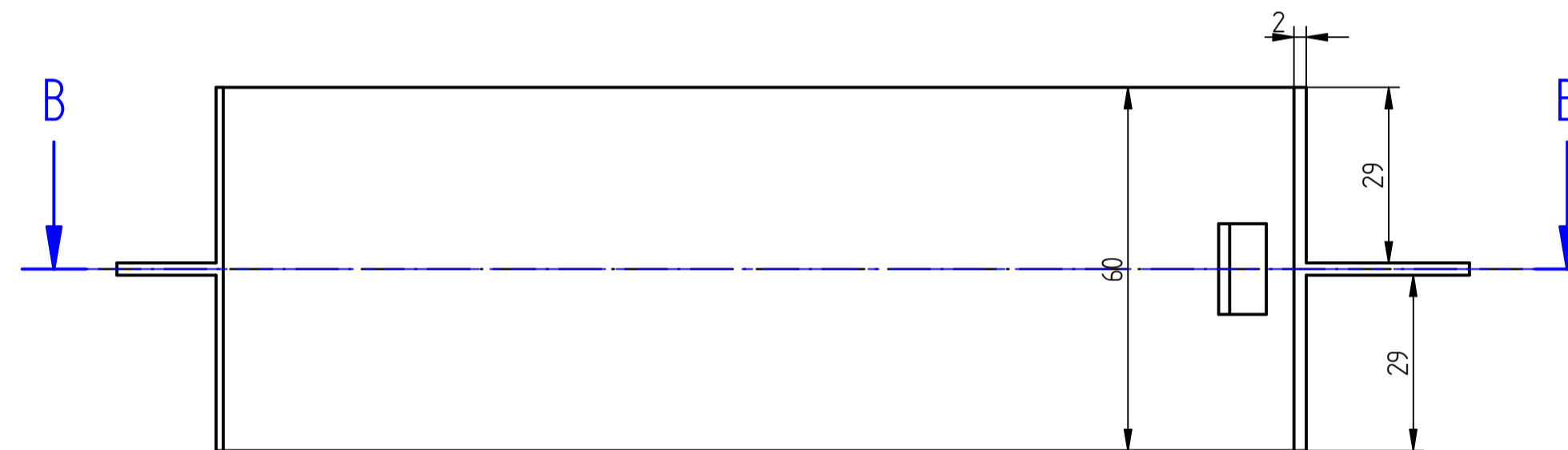
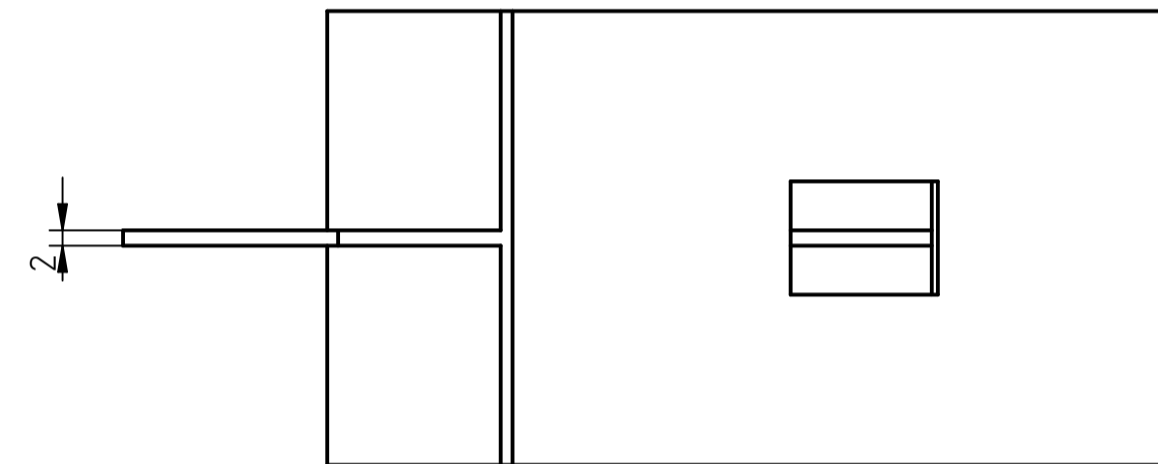
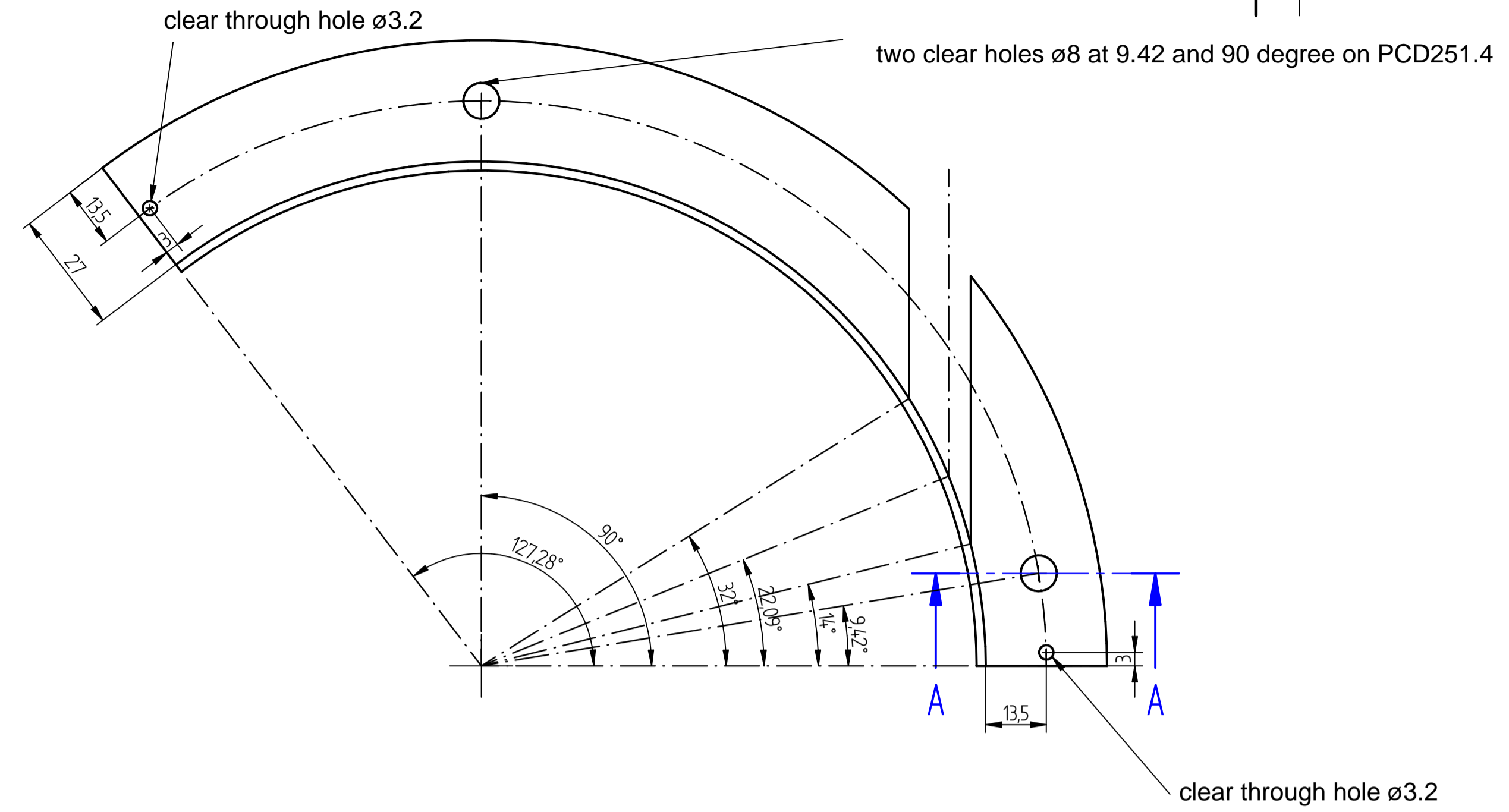
UNLESS OTHERWISE SPECIFIED
DIMENSIONS ARE IN MILLIMETERS
ANGLES ±X.X°
2 PL ±X.XX 3 PL ±X.XXX

SOLID EDGE ACADEMIC COPY

| REVISION HISTORY | | | |
|------------------|-------------|------|----------|
| REV | DESCRIPTION | DATE | APPROVED |
| | | | |

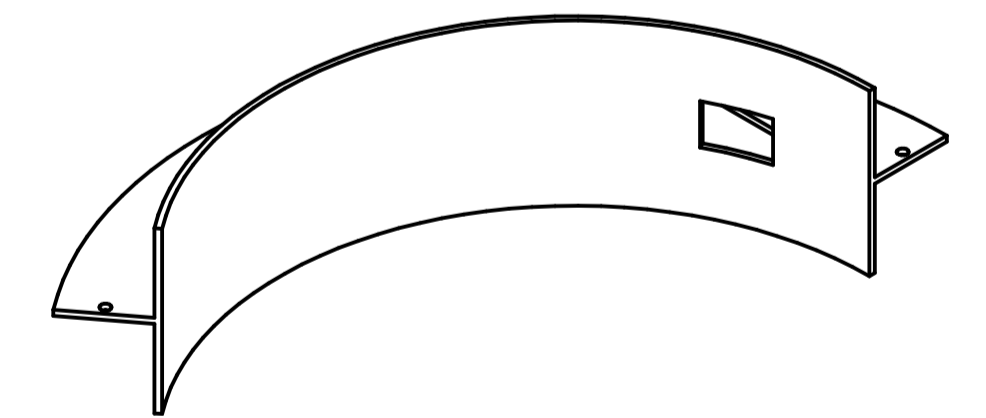
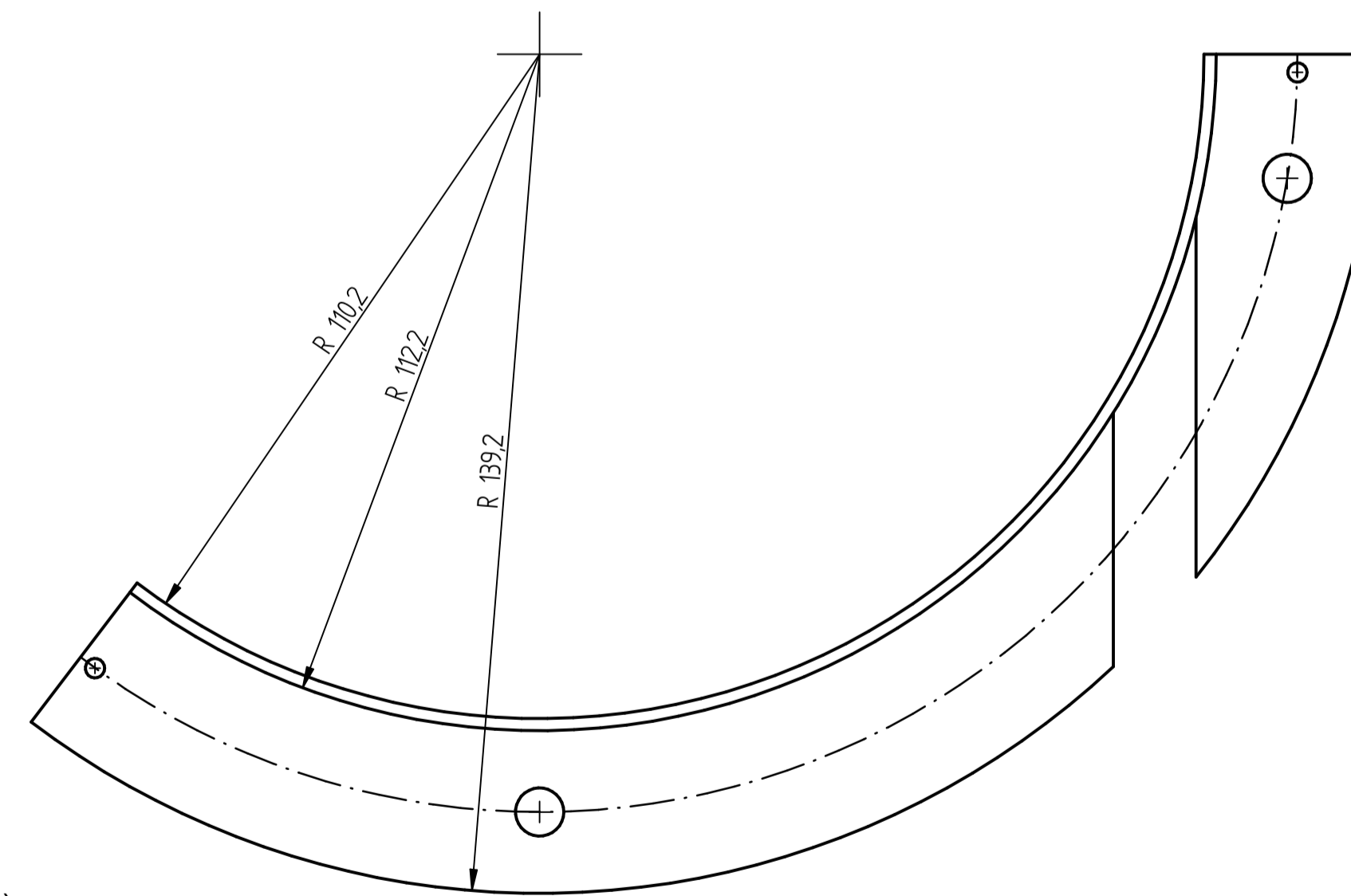


SECTION A-A



SECTION B-B

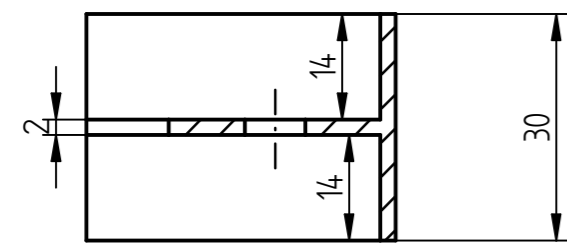
slit dimension 15 (along electrode height) x 20 (theta direction)



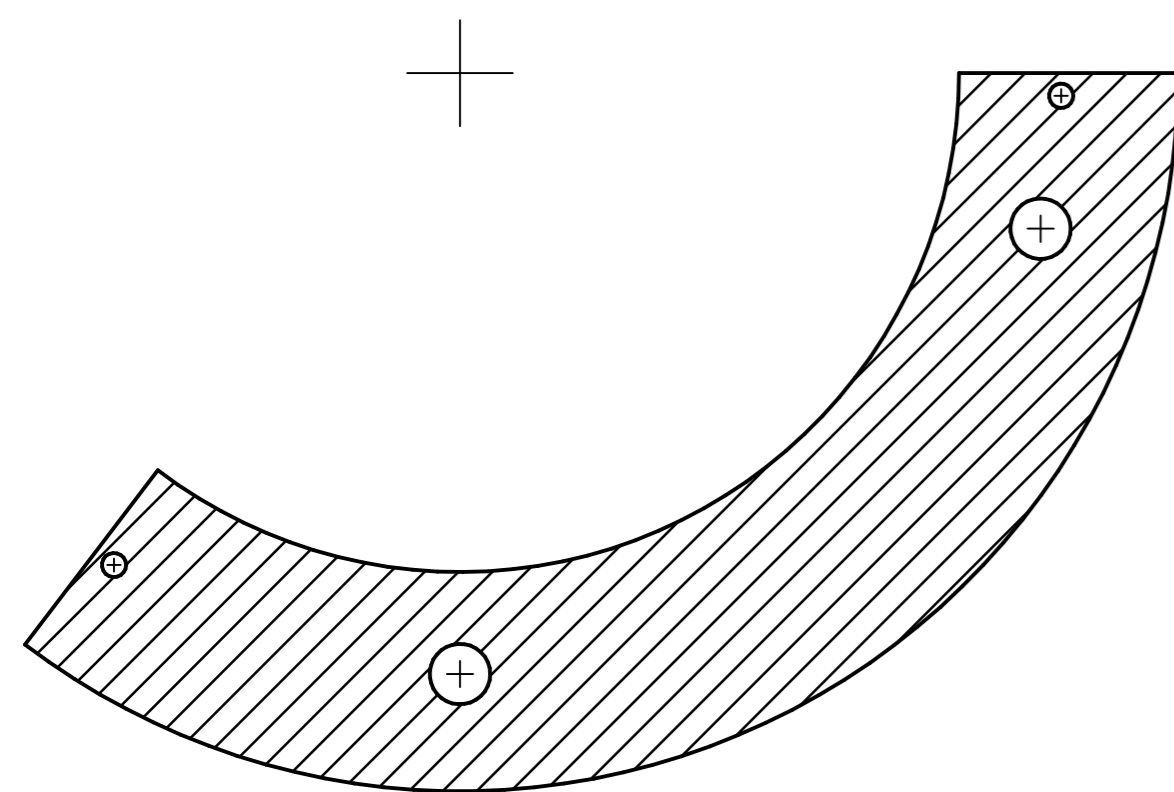
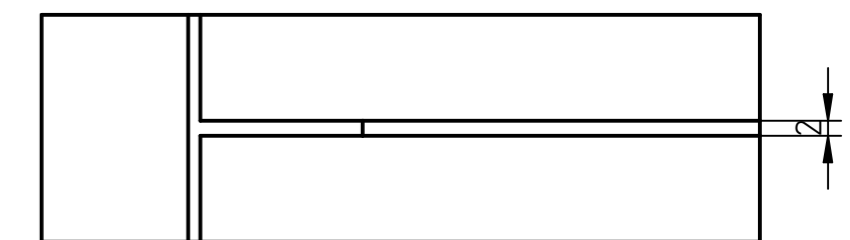
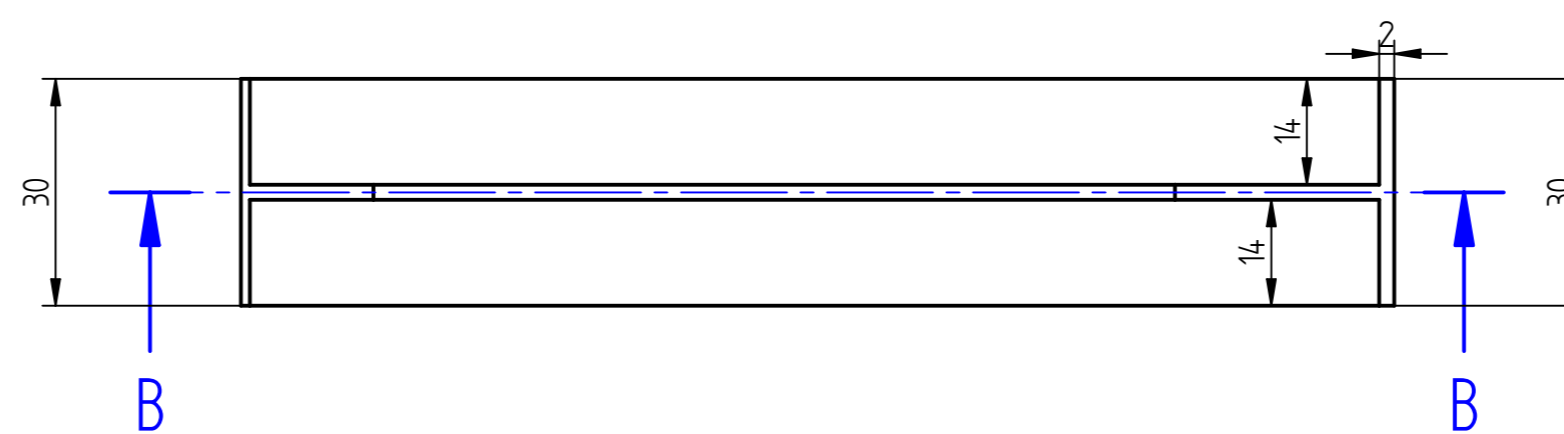
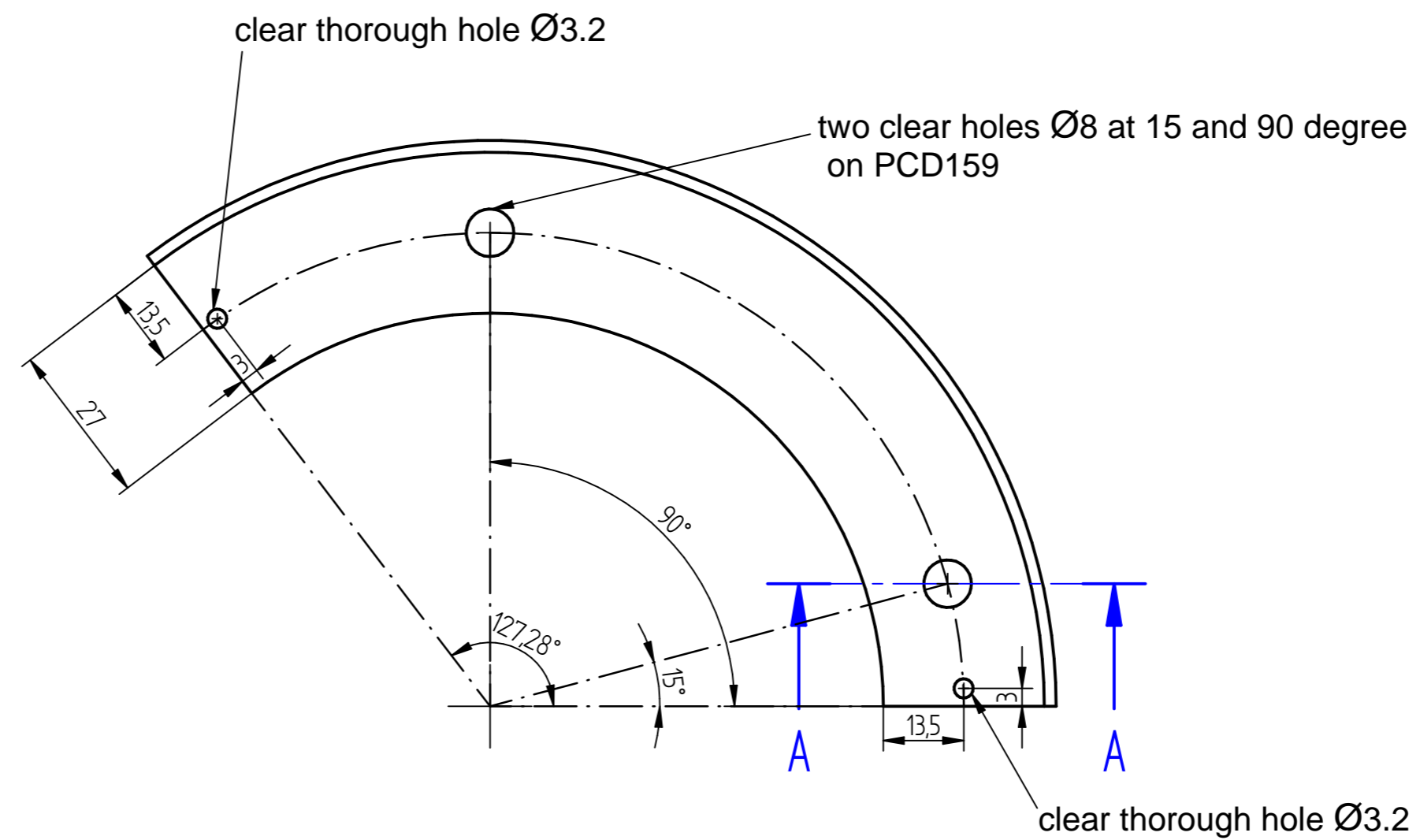
SOLID EDGE ACADEMIC COPY

| NAME | DATE | Solid Edge | |
|----------------------------------------------------------------------------|--------------------|--------------------------------------------|--------|
| DRAWN | USER BHASB00107120 | TITLE | |
| CHECKED | | | |
| ENG APPR | | | |
| MGR APPR | | | |
| UNLESS OTHERWISE SPECIFIED DIMENSIONS ARE IN MILLIMETERS ANGLES *XX* | | SIZE | DWG NO |
| 2 PL *XXX 3 PL *XXXX | | A1 | |
| SCALE | WEIGHT | FILE NAME: CDA_electrode_60mm_20200107.dft | |
| | | SHEET 1 OF 1 | |

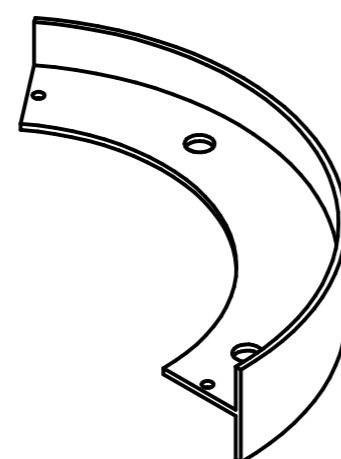

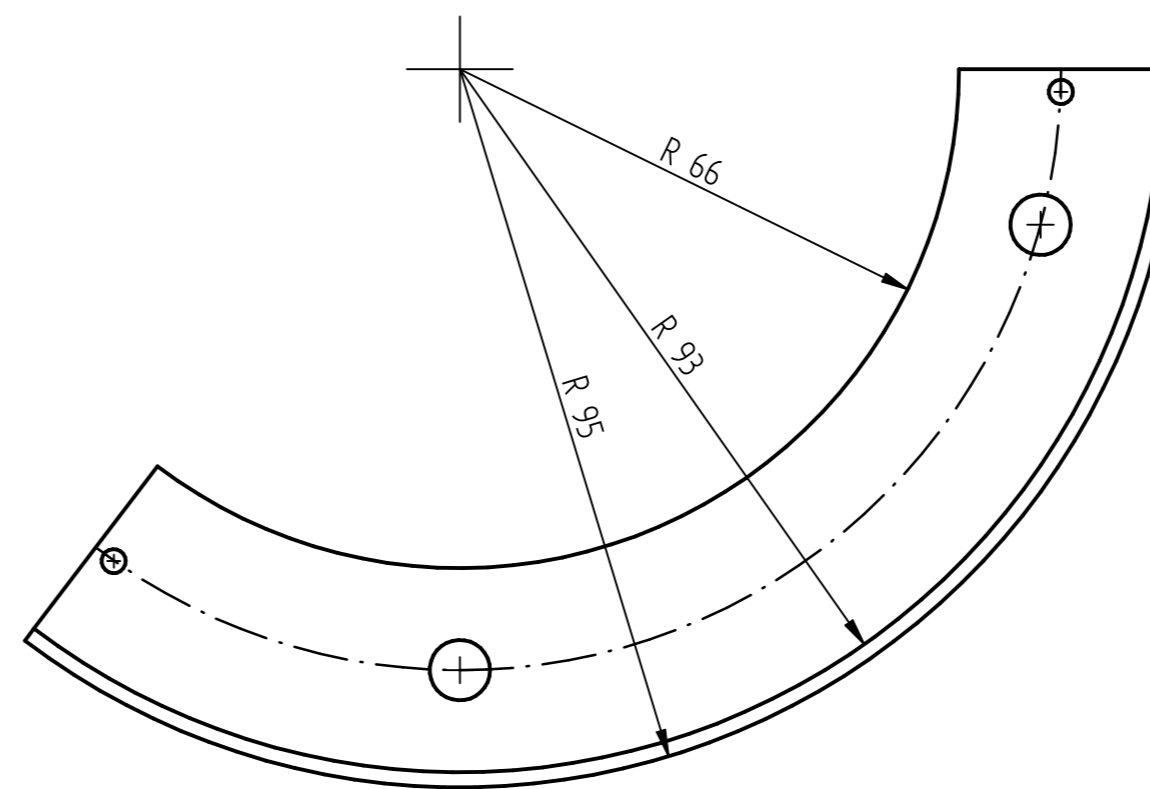
| REVISION HISTORY | | | |
|------------------|-------------|------|----------|
| REV | DESCRIPTION | DATE | APPROVED |
| | | | |



SECTION A-A



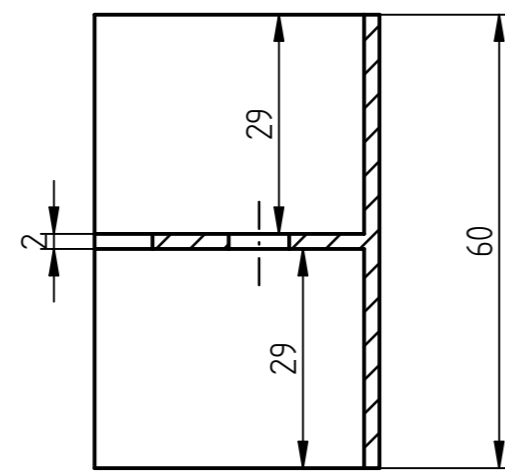
SECTION B-B



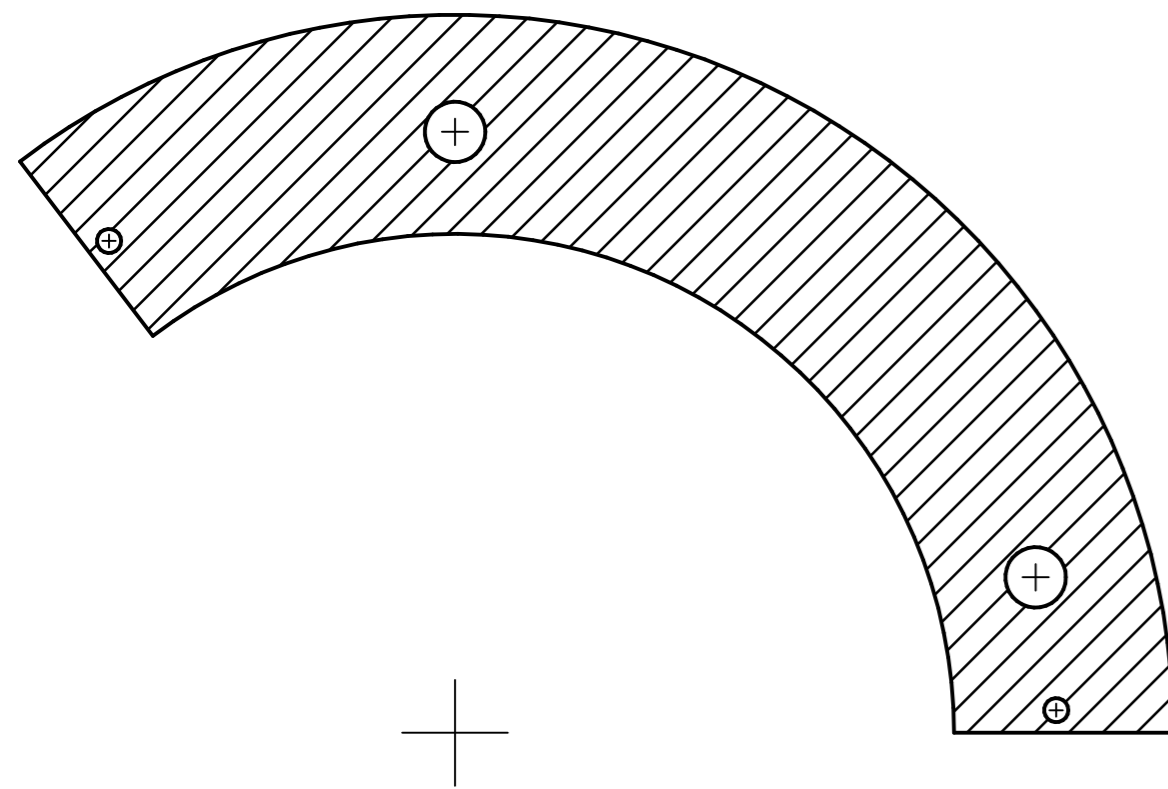
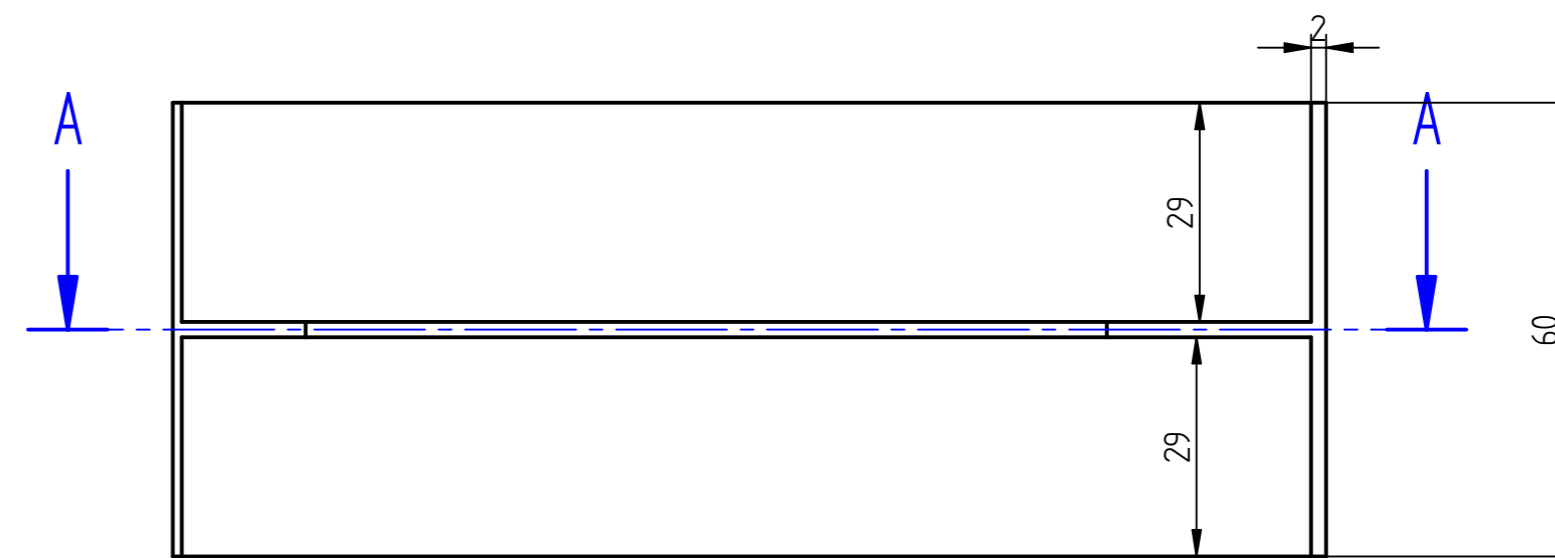
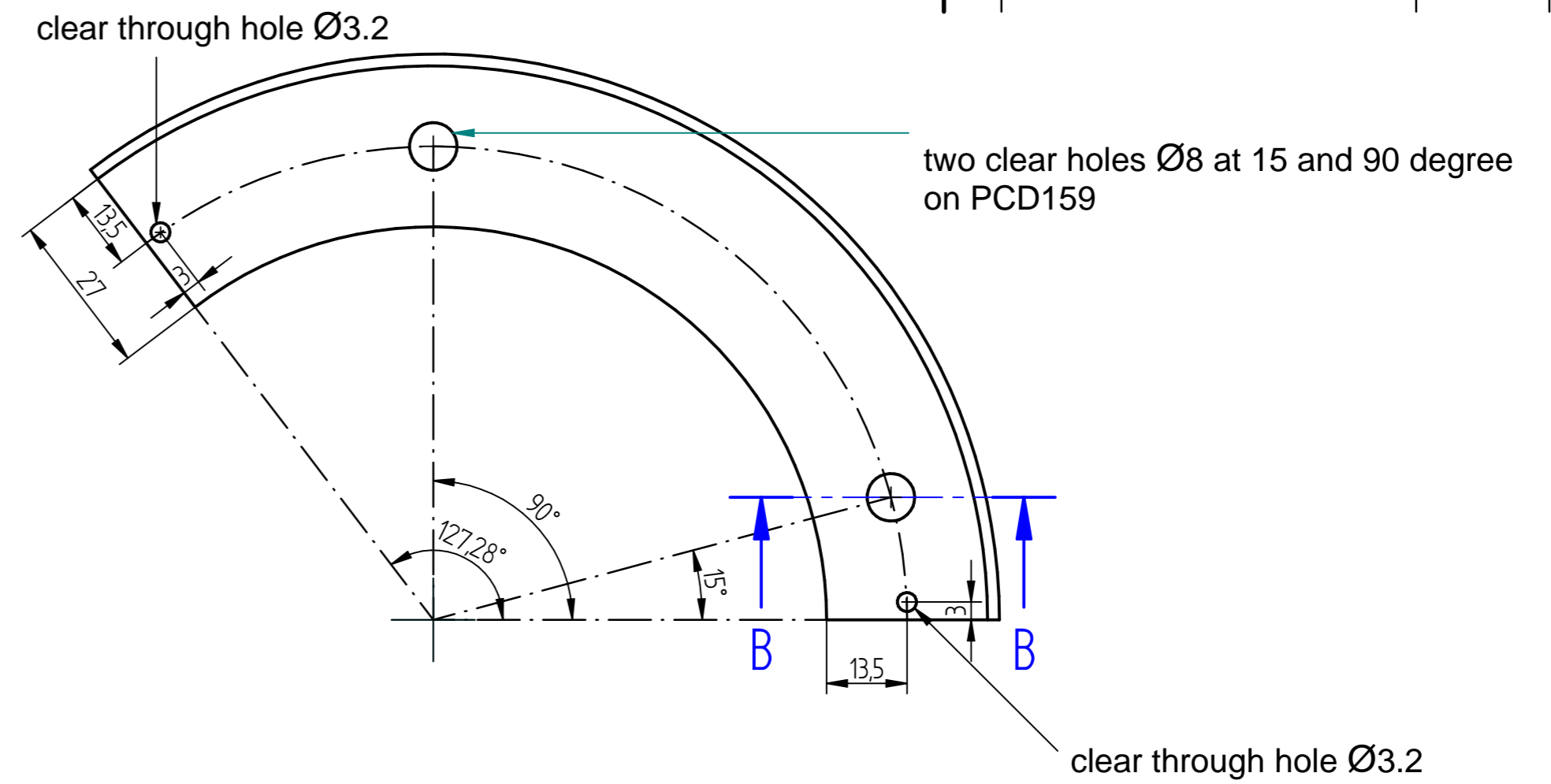
SOLID EDGE ACADEMIC COPY

| | | | | |
|-------------------------------------------------------------------------------------------------------|-------------|----------|--------------------------------------------|------------|
| | NAME | DATE | Solid Edge | |
| DRAWN | IISER BHASB | 01/07/20 | TITLE | |
| CHECKED | | | | |
| ENG APPR | | | | |
| MGR APPR | | | | |
| UNLESS OTHERWISE SPECIFIED DIMENSIONS ARE IN MILLIMETERS ANGLES ±X.X° 2 PL ±X.XX 3 PL ±X.XXX | | | SIZE A2 | DWG NO |
| | | | FILE NAME: CDA_electrode_30mm_20200107.dft | REV |
| | | | SCALE: | WEIGHT: |
| | | | SHEET 1 OF 1 | |

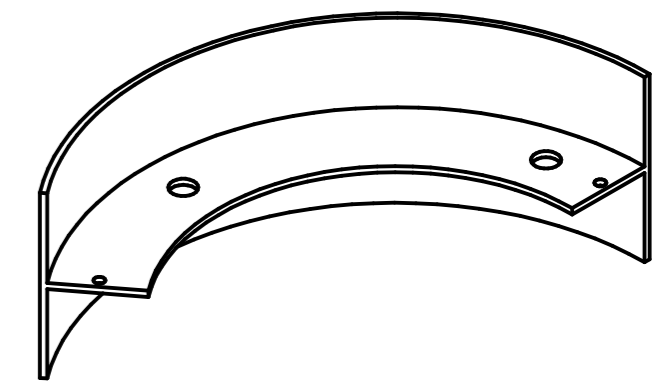
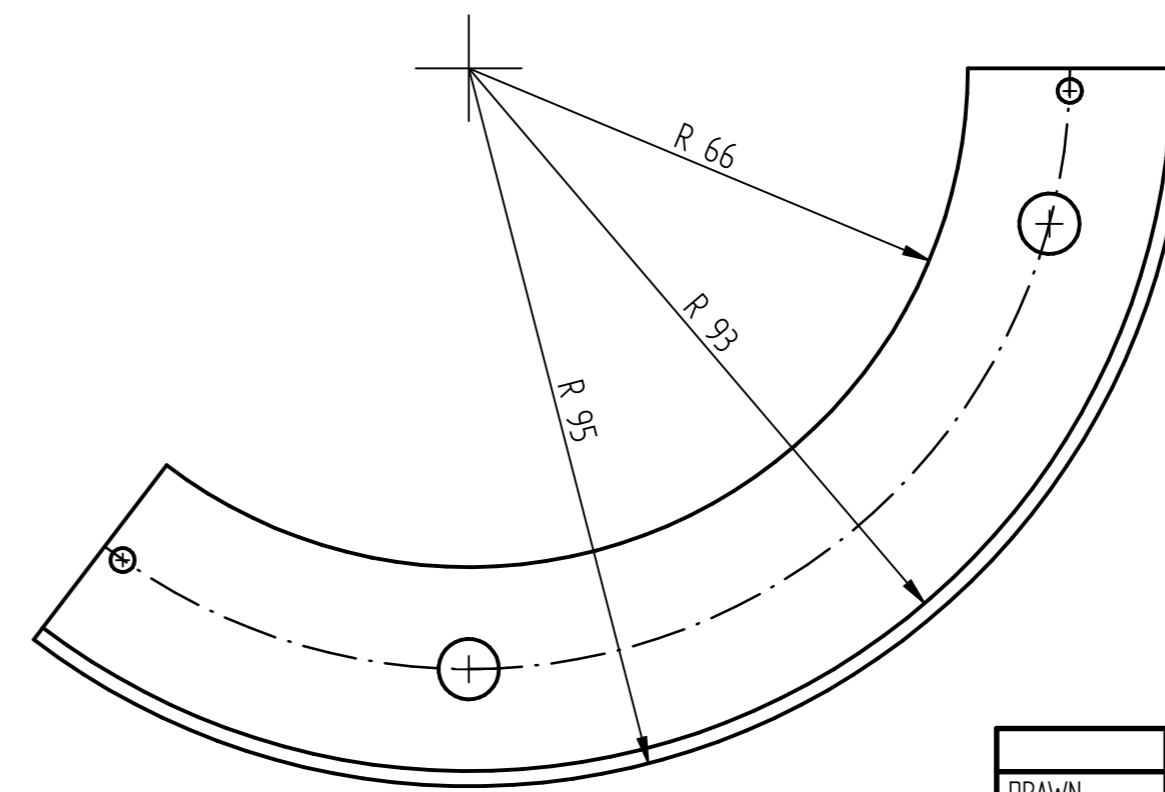
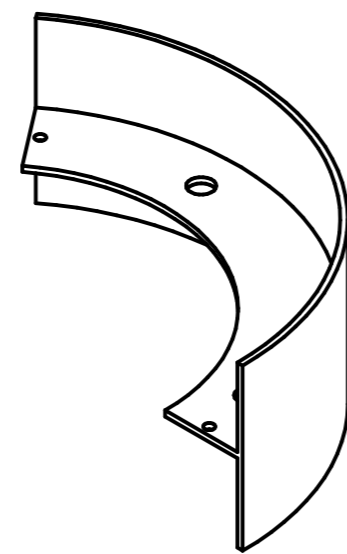
| REVISION HISTORY | | | |
|------------------|-------------|------|----------|
| REV | DESCRIPTION | DATE | APPROVED |
| | | | |



SECTION B-B

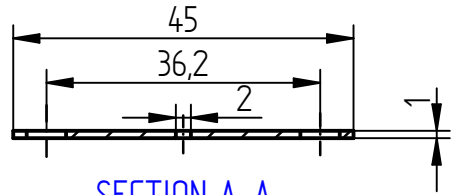


SECTION A-A

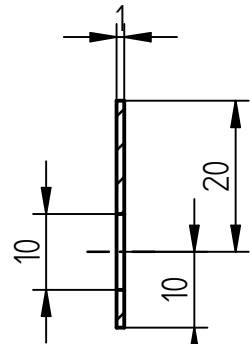


SOLID EDGE ACADEMIC COPY

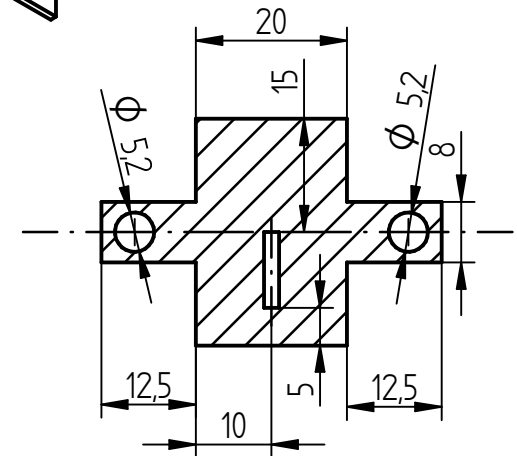
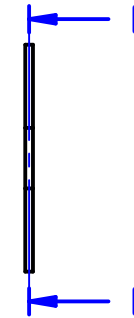
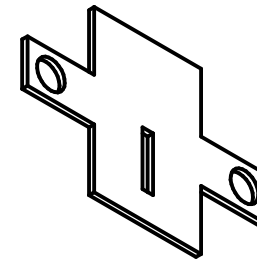
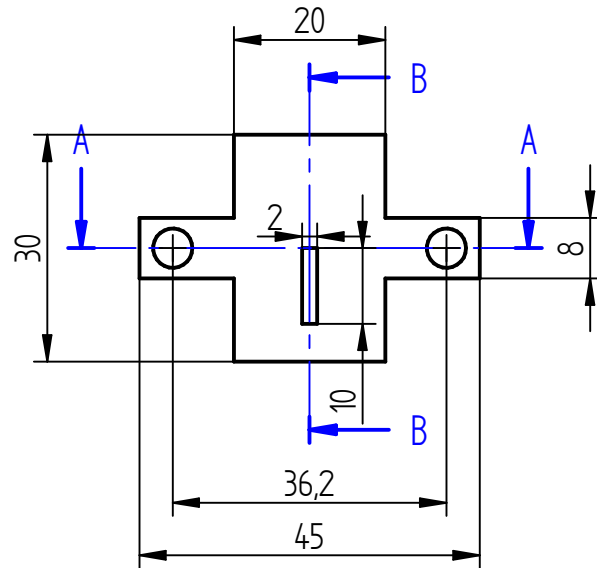
| | | | | |
|-----------------------------------------------------------------------------------------------------|-------------|----------|--------------|------------|
| | NAME | DATE | Solid Edge | |
| DRAWN | IISER BHASB | 01/07/20 | TITLE | |
| CHECKED | | | | |
| ENG APPR | | | | |
| MGR APPR | | | | |
| UNLESS OTHERWISE SPECIFIED DIMENSIONS ARE IN MILLIMETERS ANGLES ±X.X° 2 PL ±XXX 3 PL ±XXXX | | | SIZE A2 | DWG NO |
| | | | SCALE | WEIGHT |
| | | | SHEET 1 OF 1 | |



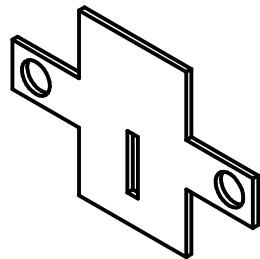
SECTION A-A



SECTION B-B



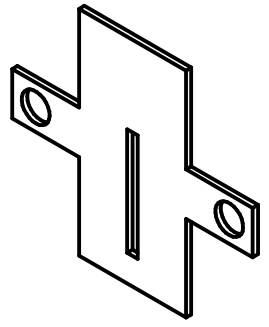
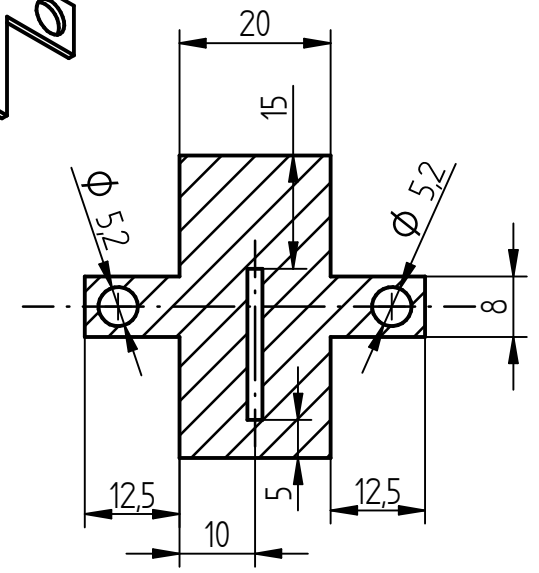
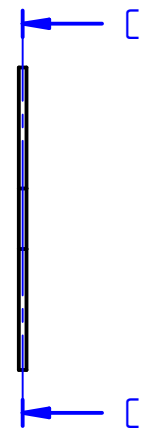
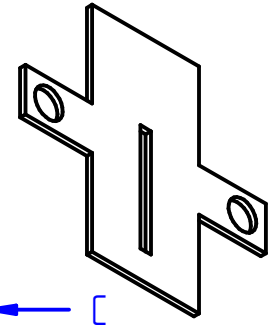
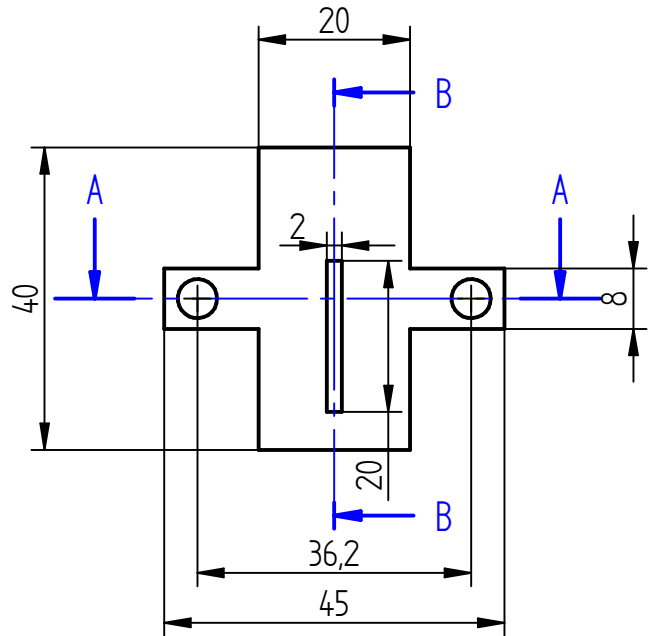
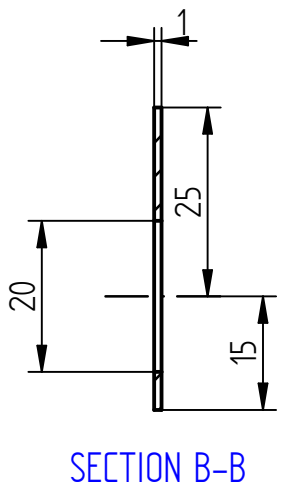
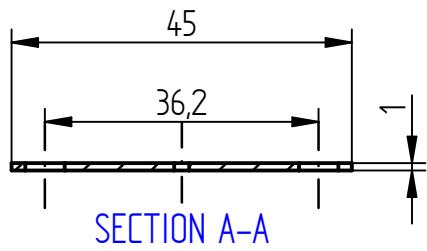
SECTION C-C



| REVISION HISTORY | | | |
|------------------|-------------|------|----------|
| REV | DESCRIPTION | DATE | APPROVED |
| | | | |

| | | | | | |
|-------------------------------------------------------------------------------------------------------|---------------|----------|-----------------------------------|---------|--------------|
| | NAME | DATE | Solid Edge | | |
| DRAWN | IISER BHASB03 | 01/30/20 | | | |
| CHECKED | | | TITLE | | |
| ENG APPR | | | | | |
| MGR APPR | | | | | |
| UNLESS OTHERWISE SPECIFIED DIMENSIONS ARE IN MILLIMETERS ANGLES ±X.X° 2 PL ±X.XX 3 PL ±X.XXX | | | SIZE A4 | DWG NO | REV |
| | | | FILE NAME: sLit_2x10_20200114.dft | | |
| | | | SCALE: | WEIGHT: | SHEET 1 OF 1 |

SOLID EDGE ACADEMIC COPY



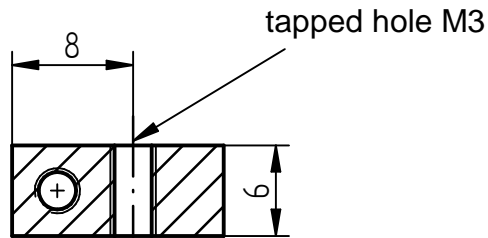
| REVISION HISTORY | | | |
|------------------|-------------|------|----------|
| REV | DESCRIPTION | DATE | APPROVED |
| | | | |

| | | | | |
|---------------------------------------------------------------------------------------------------------------------------|-------------|----------|-----------------------------------|-----|
| | NAME | DATE | Solid Edge | |
| DRAWN | IISER BHASB | 01/30/20 | | |
| CHECKED | | | TITLE | |
| ENG APPR | | | | |
| MGR APPR | | | | |
| UNLESS OTHERWISE SPECIFIED DIMENSIONS ARE IN MILLIMETERS ANGLES $\pm X.X^\circ$ 2 PL $\pm X.XX$ 3 PL $\pm X.XXX$ | | | SIZE | REV |
| | | | A4 | |
| | | | FILE NAME: sLit_2x20_20200115.dft | |
| SCALE: | | WEIGHT: | SHEET 1 OF 1 | |

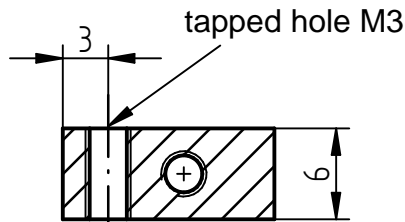
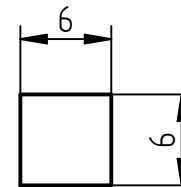
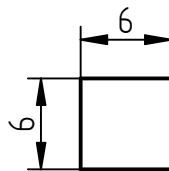
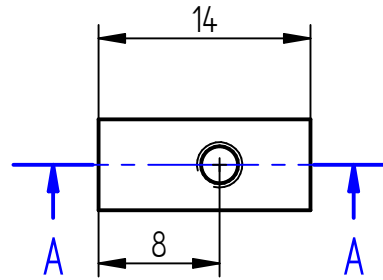
SOLID EDGE ACADEMIC COPY

REVISION HISTORY

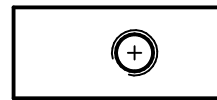
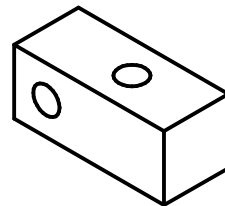
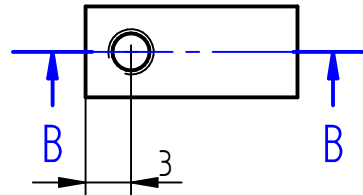
| REV | DESCRIPTION | DATE | APPROVED |
|-----|-------------|------|----------|
| | | | |



SECTION A-A



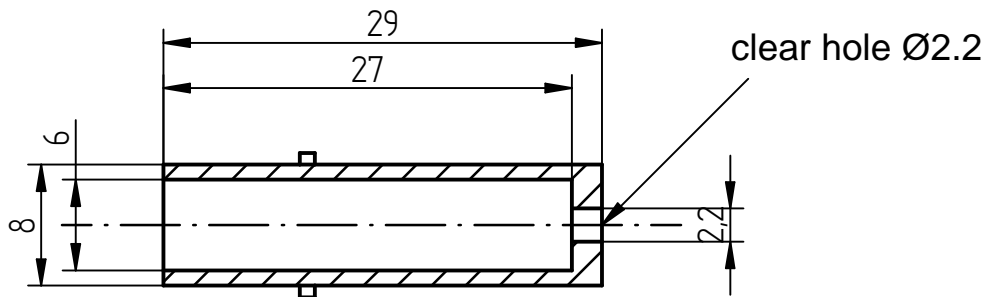
SECTION B-B



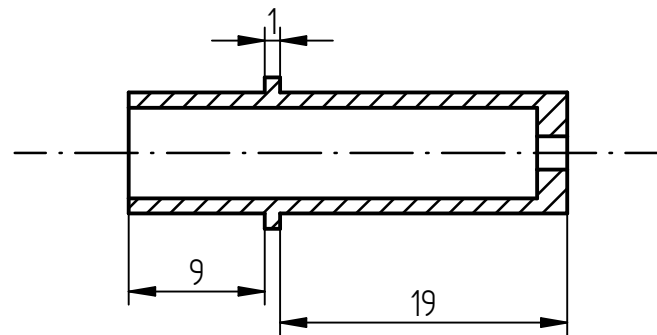
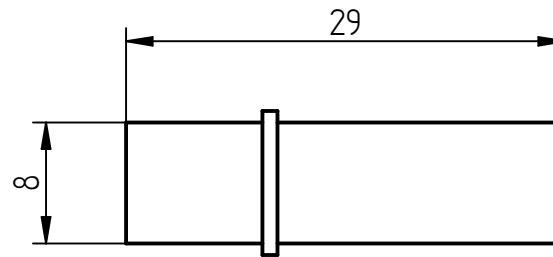
**** four identical pieces are required**

SOLID EDGE ACADEMIC COPY

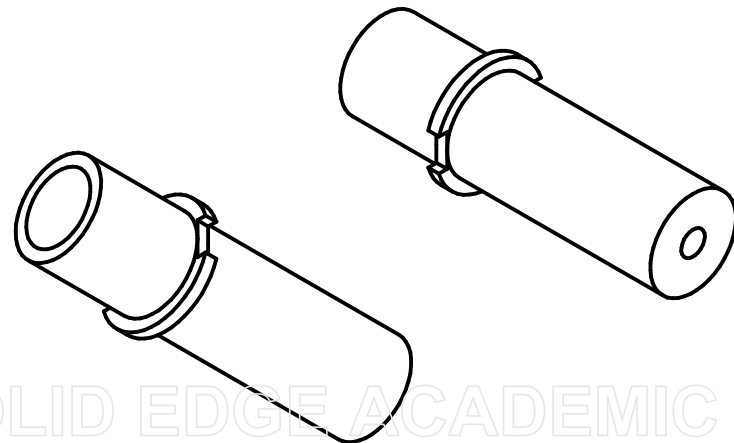
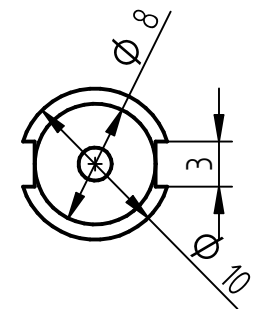
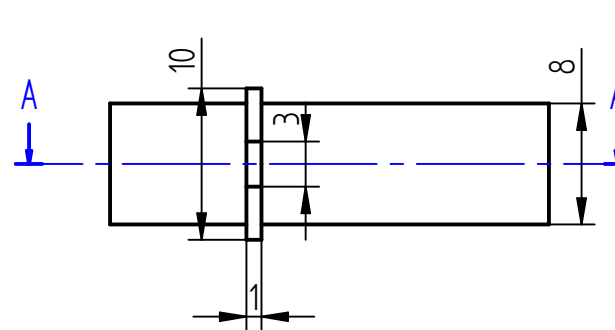
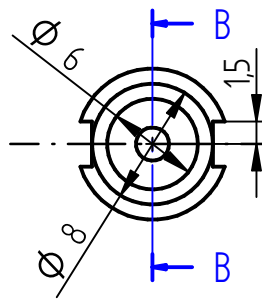
| | | | | | |
|-------------------------------------------------------------------------------------------------------|---------------|----------|----------------------------------------|--------|-----|
| | NAME | DATE | Solid Edge | | |
| DRAWN | IISER BHASB03 | 01/07/20 | | | |
| CHECKED | | | TITLE | | |
| ENG APPR | | | | | |
| MGR APPR | | | | | |
| UNLESS OTHERWISE SPECIFIED DIMENSIONS ARE IN MILLIMETERS ANGLES ±X.X° 2 PL ±X.XX 3 PL ±X.XXX | | | SIZE A4 | DWG NO | REV |
| | | | FILE NAME: block_for slit_20200107.dft | | |
| SCALE: | | WEIGHT: | SHEET 1 OF 1 | | |



SECTION A-A



SECTION B-B



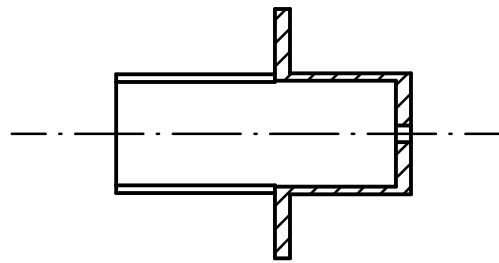
| REVISION HISTORY | | | |
|------------------|-------------|------|----------|
| REV | DESCRIPTION | DATE | APPROVED |
| | | | |

| | | | | |
|-------------------------------------------------------------------------------------------------------|---------------|----------|-------------------------------------|--------------|
| | NAME | DATE | Solid Edge | |
| DRAWN | IISER BHASB03 | 01/30/20 | | |
| CHECKED | | | TITLE | |
| ENG APPR | | | | |
| MGR APPR | | | | |
| UNLESS OTHERWISE SPECIFIED DIMENSIONS ARE IN MILLIMETERS ANGLES ±X.X° 2 PL ±X.XX 3 PL ±X.XXX | | | SIZE A4 | REV |
| | | | DWG NO | |
| | | | FILE NAME: faraday cup_20200116.dft | |
| | | | SCALE: | SHEET 1 OF 1 |

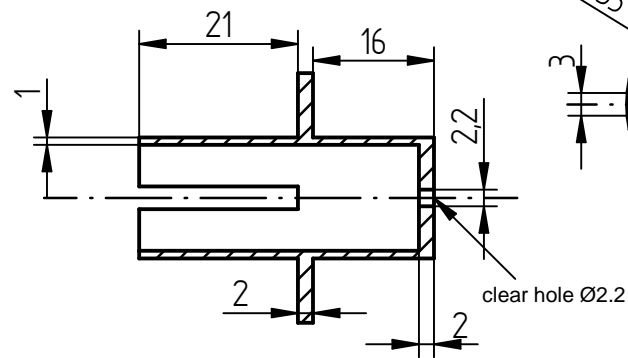

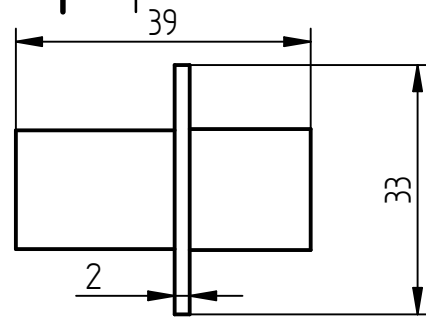
SOLID EDGE ACADEMIC COPY

REVISION HISTORY

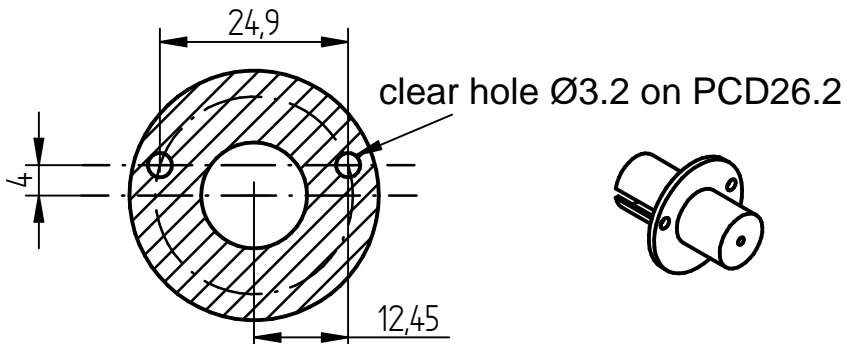
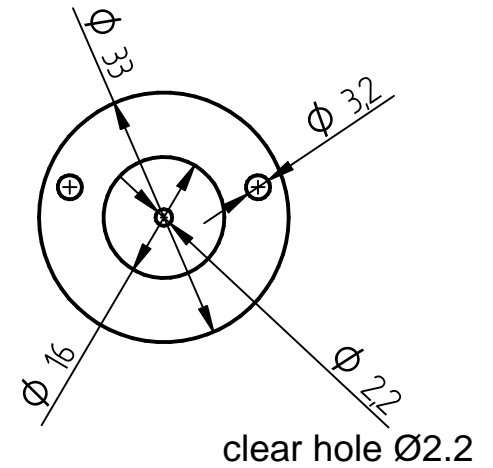
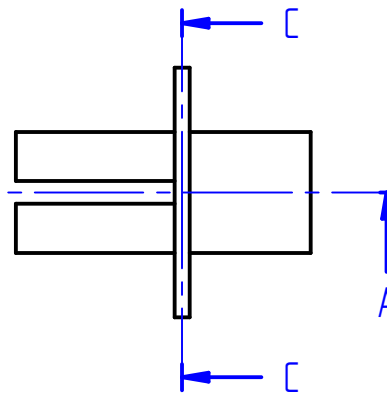
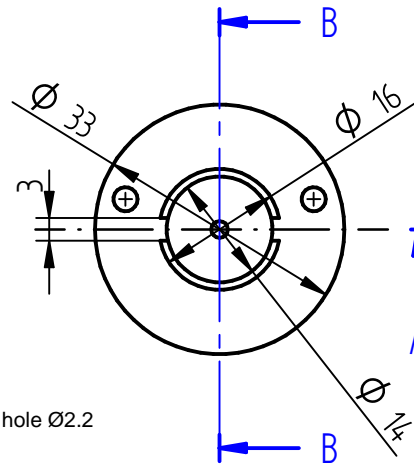
| REV | DESCRIPTION | DATE | APPROVED |
|-----|-------------|------|----------|
| | | | |



SECTION A-A



SECTION B-B



SECTION C-C

| | NAME | DATE |
|----------|-------------|----------|
| DRAWN | IISER BHASB | 01/30/20 |
| CHECKED | | |
| ENG APPR | | |
| MGR APPR | | |

Solid Edge

TITLE

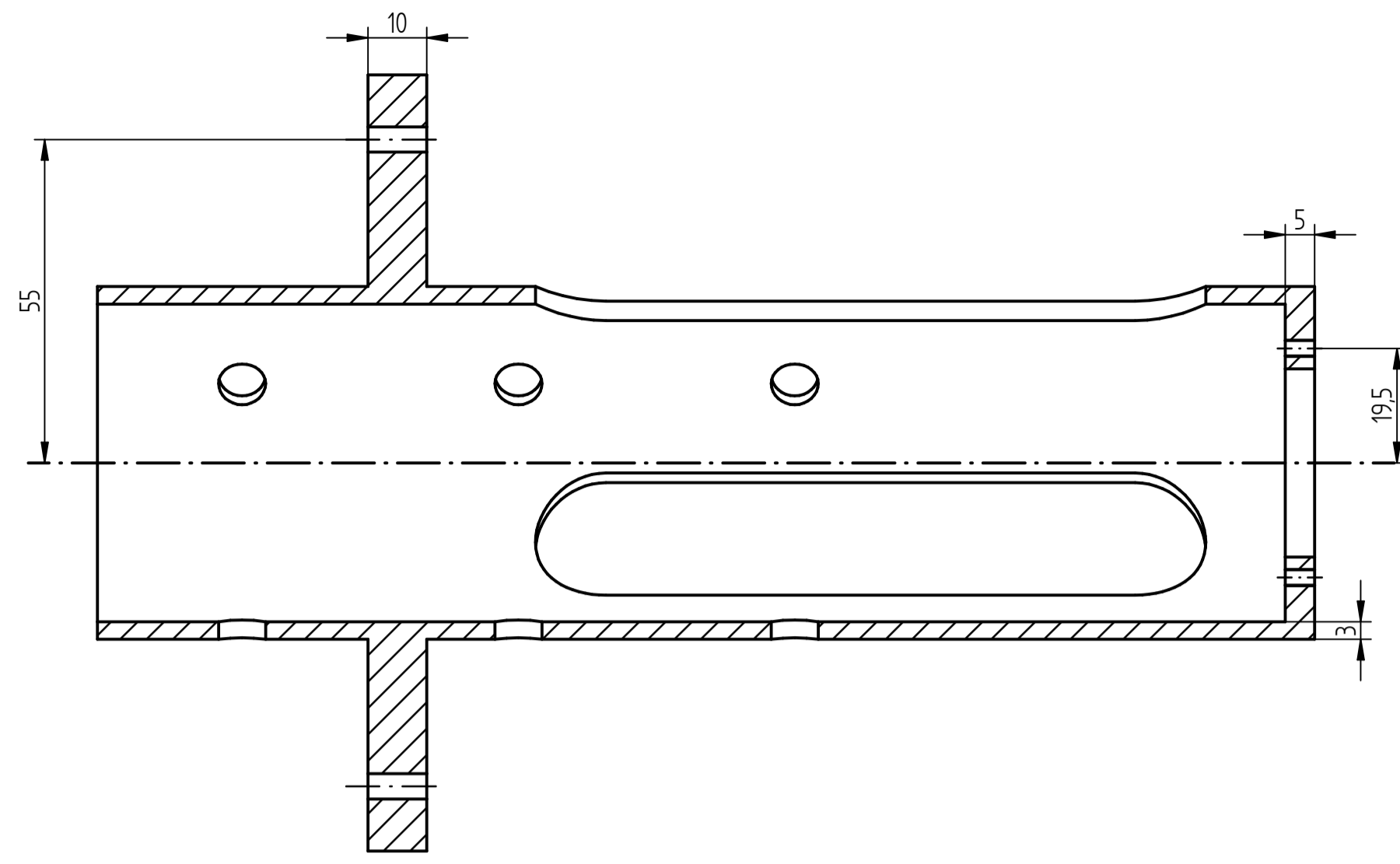
UNLESS OTHERWISE SPECIFIED
DIMENSIONS ARE IN MILLIMETERS
ANGLES ±X.X°
2 PL ±X.XX 3 PL ±X.XXX

SIZE A4 DWG NO REV

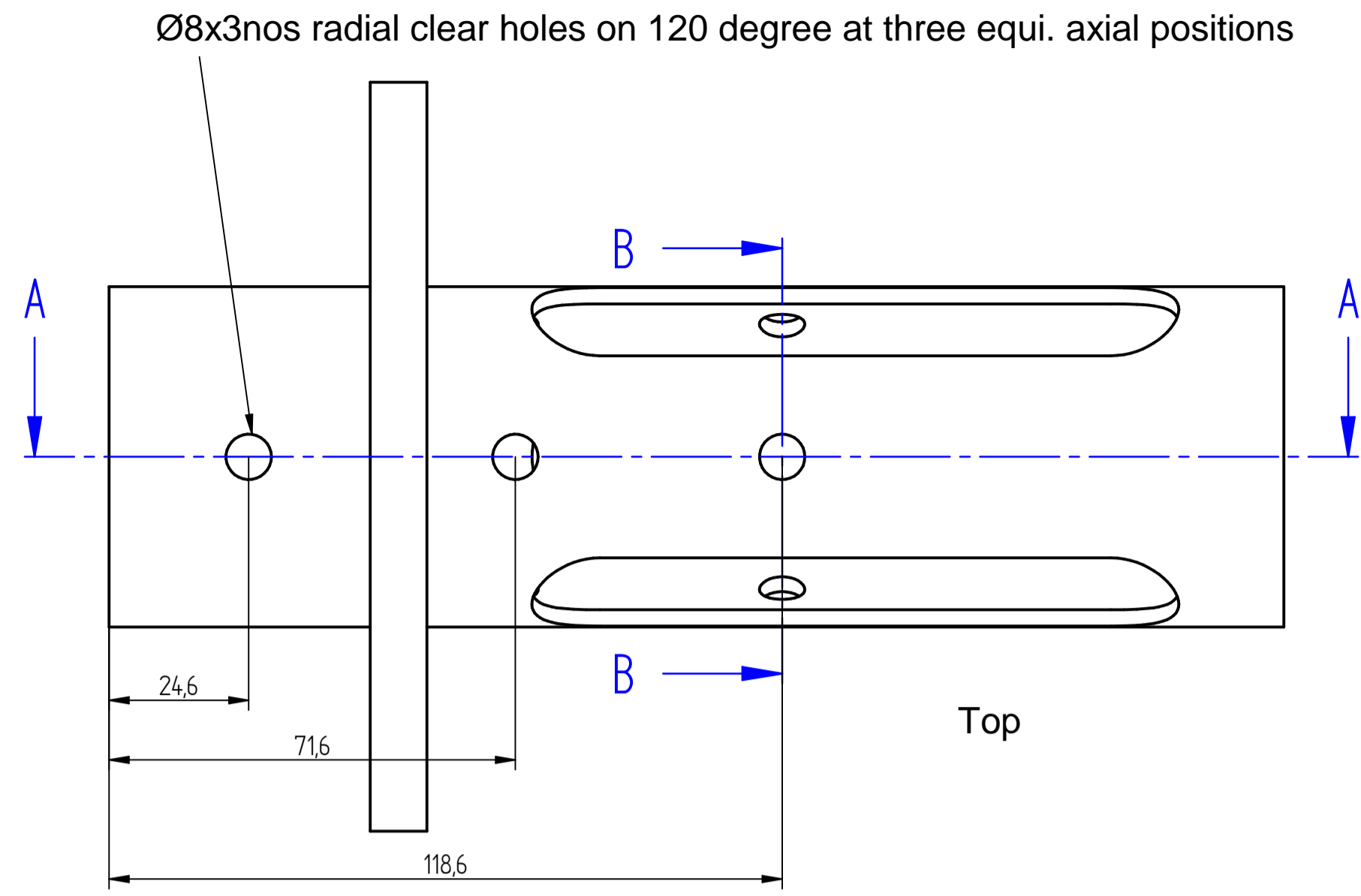
FILE NAME: faraday cage_20200116.dft

SCALE: WEIGHT: SHEET 1 OF 1

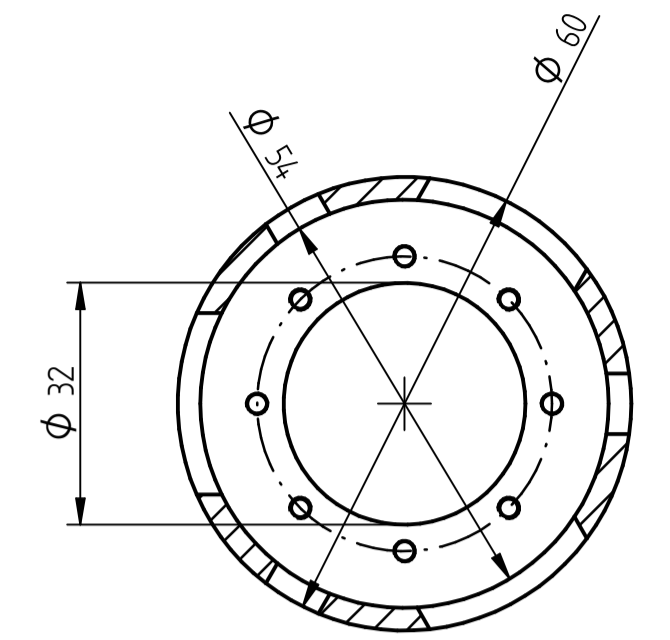
| REVISION HISTORY | | | |
|------------------|-------------|------|----------|
| REV | DESCRIPTION | DATE | APPROVED |
| | | | |



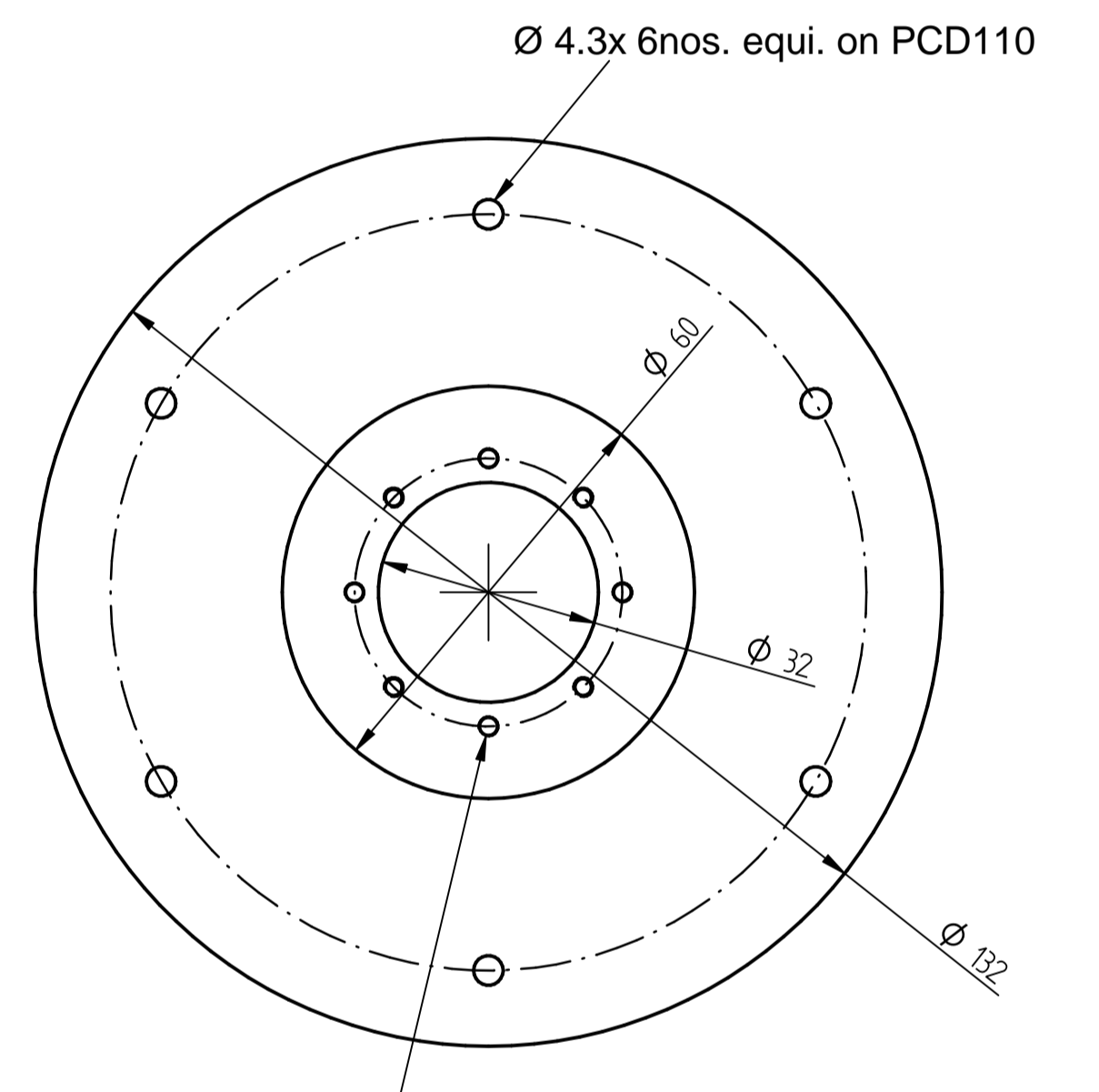
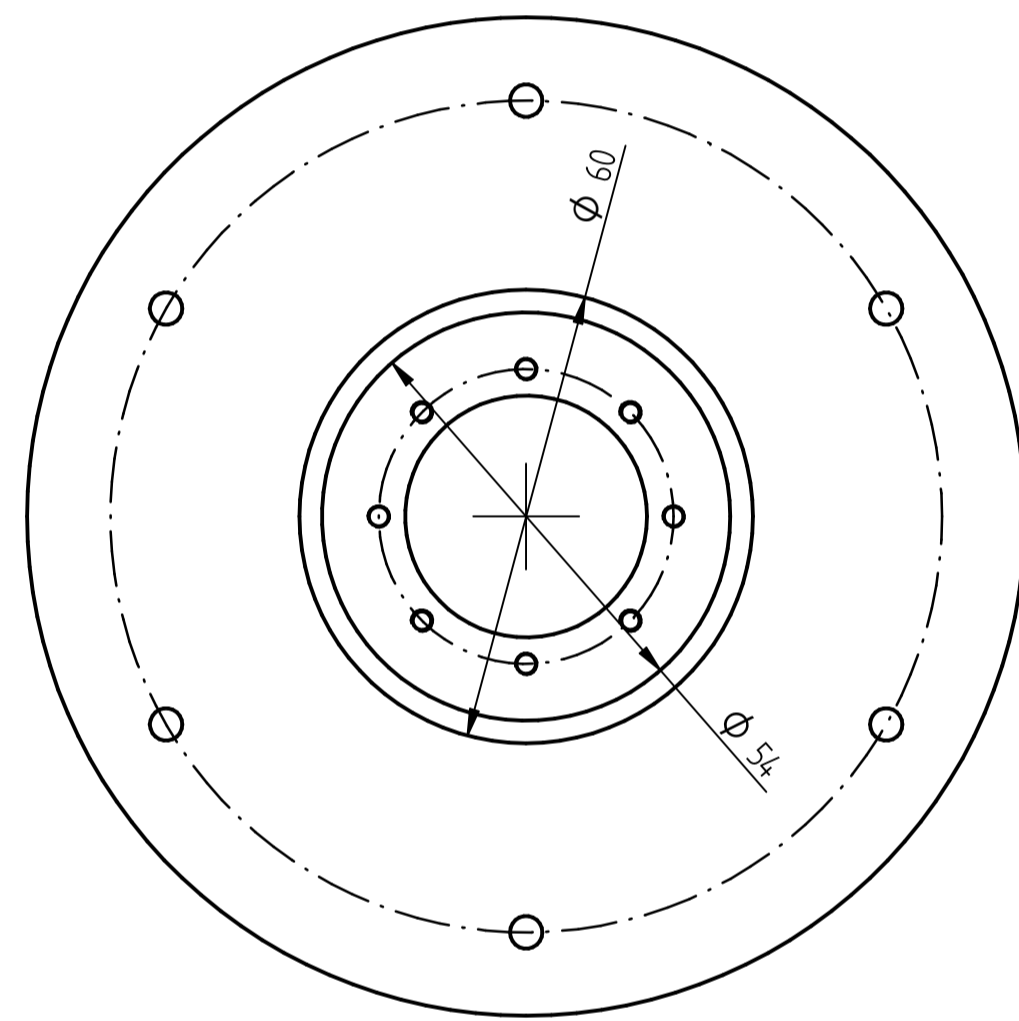
SECTION A-A



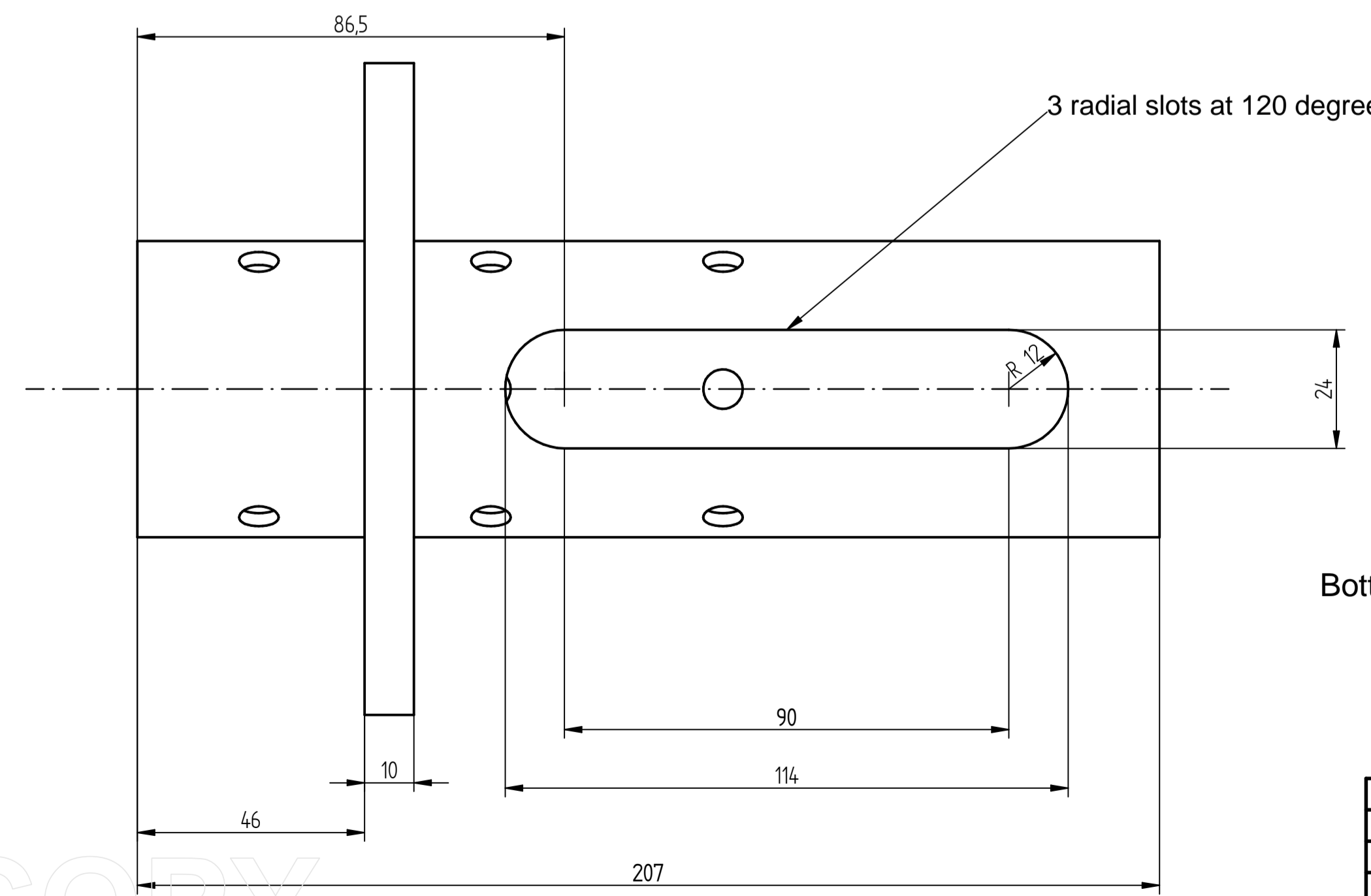
Top



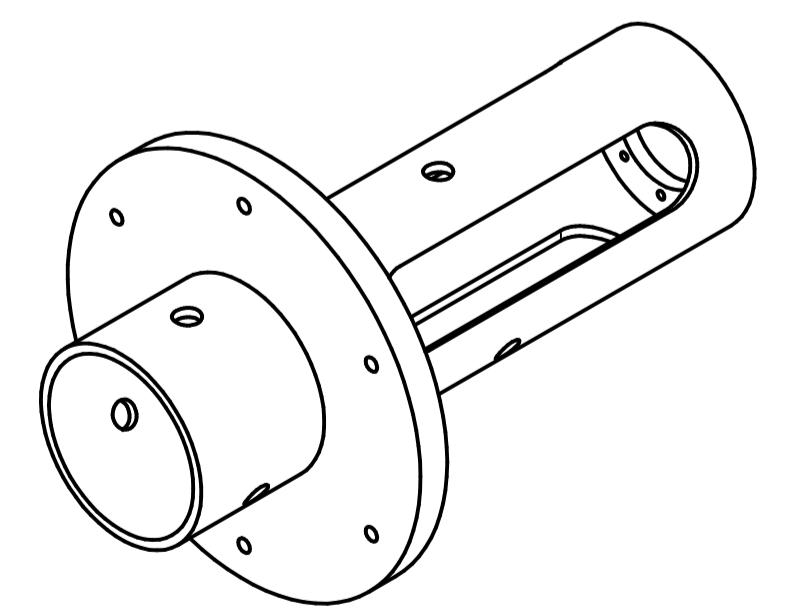
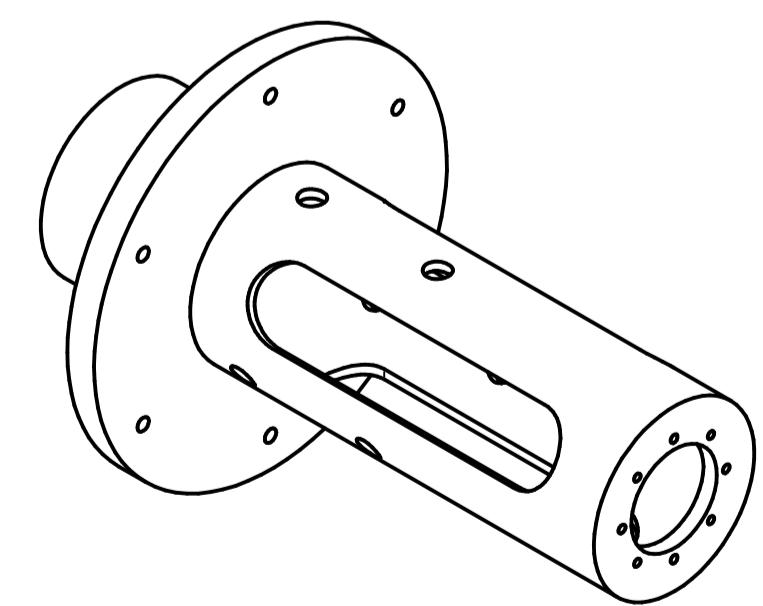
SECTION B-B



Side

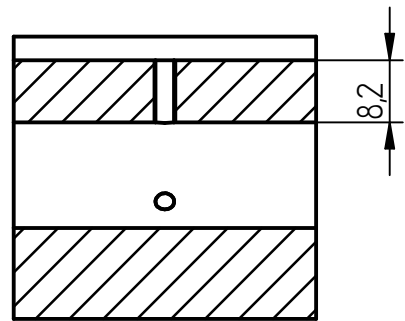


Bottom

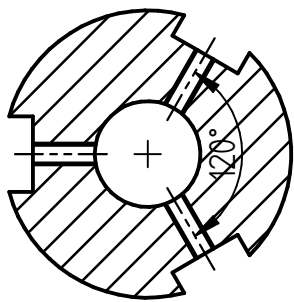


| NAME | DATE | Solid Edge | |
|----------------------------------------------------------------------------------------------------|-------------------|--------------|-----------------------------------|
| DRAWN | USER BHASB0102/20 | TITLE | |
| CHECKED | | | |
| ENG APPR | | | |
| MGR APPR | | | |
| UNLESS OTHERWISE SPECIFIED DIMENSIONS ARE IN MILLIMETERS ANGLES ±XX° 2 PL ±XXX 3 PL ±XXXX | | SIZE | DWG NO |
| | | A1 | |
| | | FILE NAME | lens assembly flange_20191227.dft |
| SCALE | WEIGHT | SHEET 1 OF 1 | |

SOLID EDGE ACADEMIC COPY



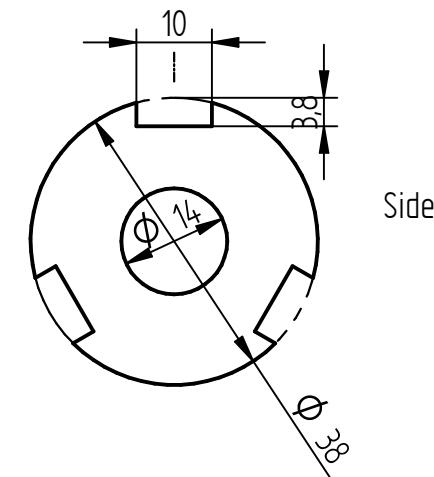
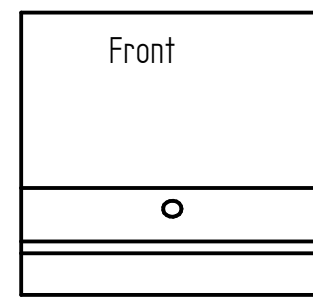
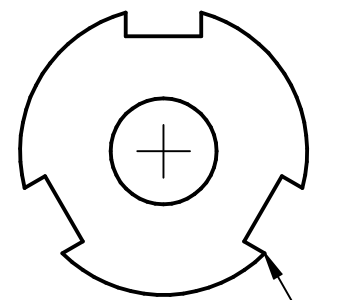
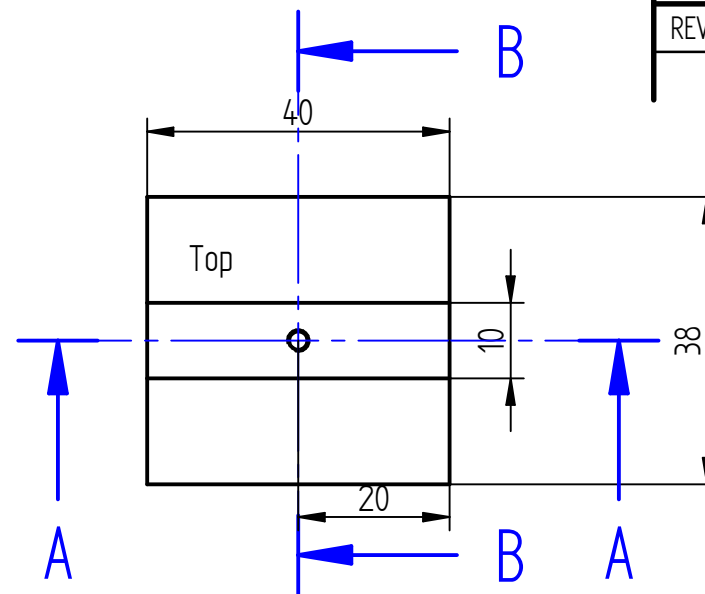
SECTION A-A



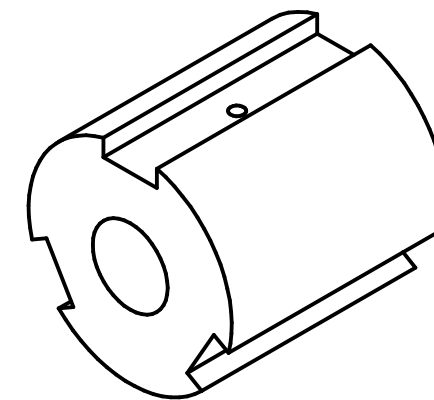
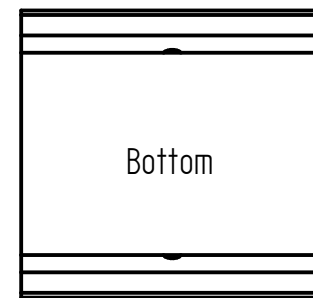
SECTION B-B

3 radial tapped holes M3 at 120 degree

| REVISION HISTORY | | | |
|------------------|-------------|------|----------|
| REV | DESCRIPTION | DATE | APPROVED |
| | | | |



chamfer all these edges

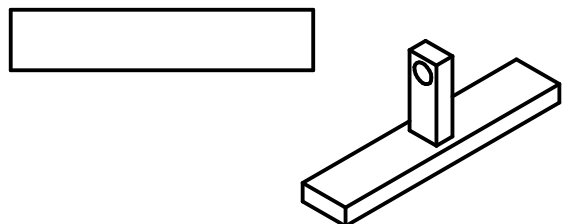
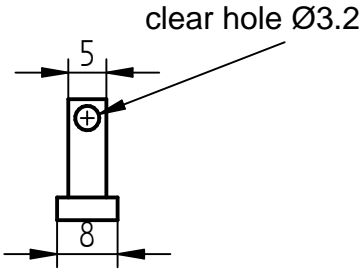
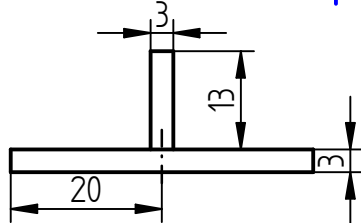
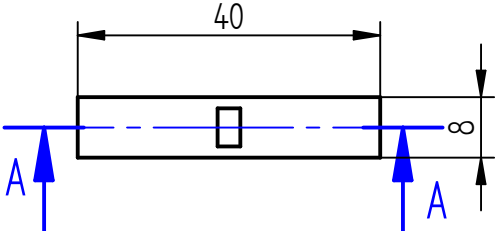
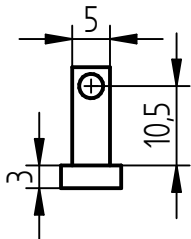
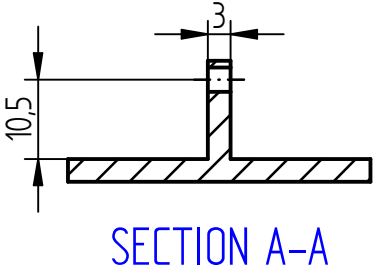


** three identical pieces are required

SOLID EDGE ACADEMIC COPY

| | | | | |
|-------------------------------------------------------------------------------------------------------|----------|-------------------------------------|---------|--------------|
| NAME | DATE | Solid Edge | | |
| DRAWN IISER BHASB | 01/01/20 | | | |
| CHECKED | | TITLE | | |
| ENG APPR | | | | |
| MGR APPR | | | | |
| UNLESS OTHERWISE SPECIFIED DIMENSIONS ARE IN MILLIMETERS ANGLES ±X.X° 2 PL ±X.XX 3 PL ±X.XXX | | SIZE A3 | DWG NO | REV |
| | | FILE NAME: Einzel lens_20191228.dft | | |
| | | SCALE: | WEIGHT: | SHEET 1 OF 1 |

| REVISION HISTORY | | | |
|------------------|-------------|------|----------|
| REV | DESCRIPTION | DATE | APPROVED |
| | | | |

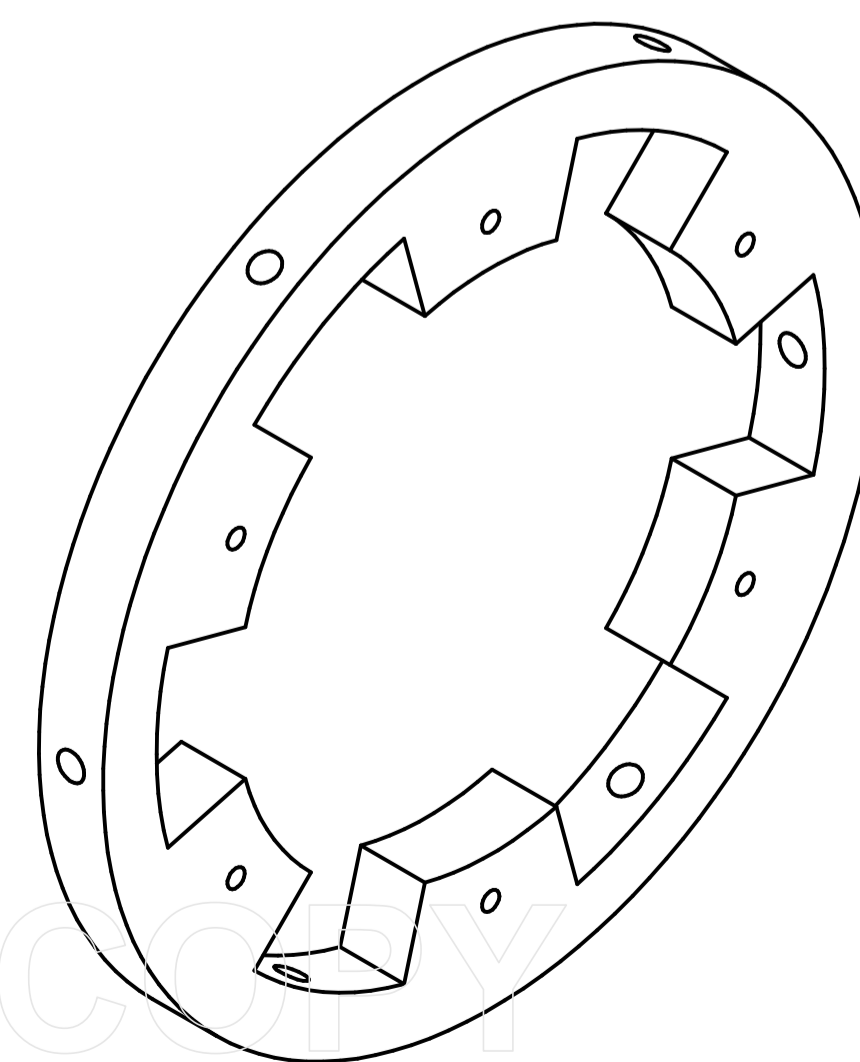
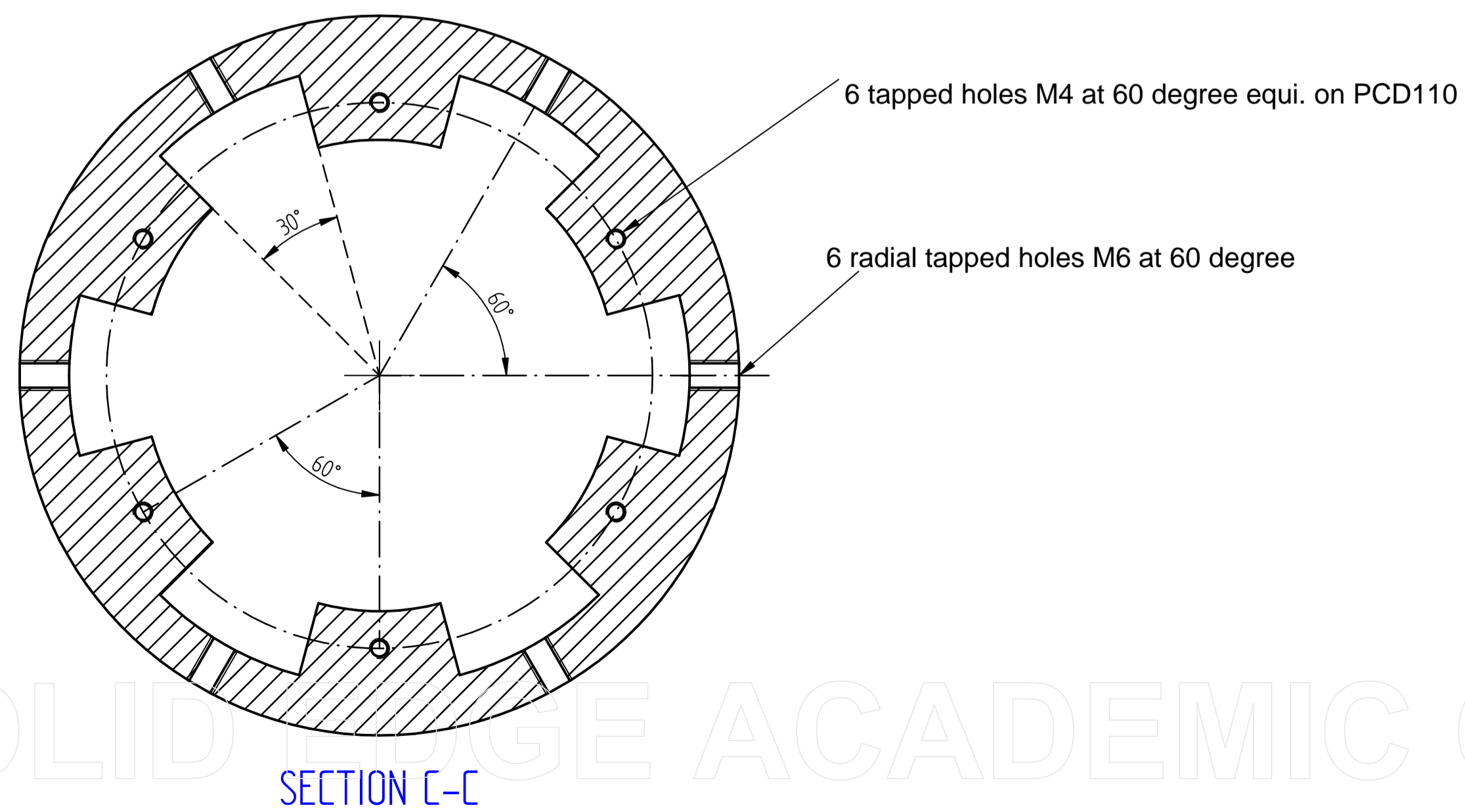
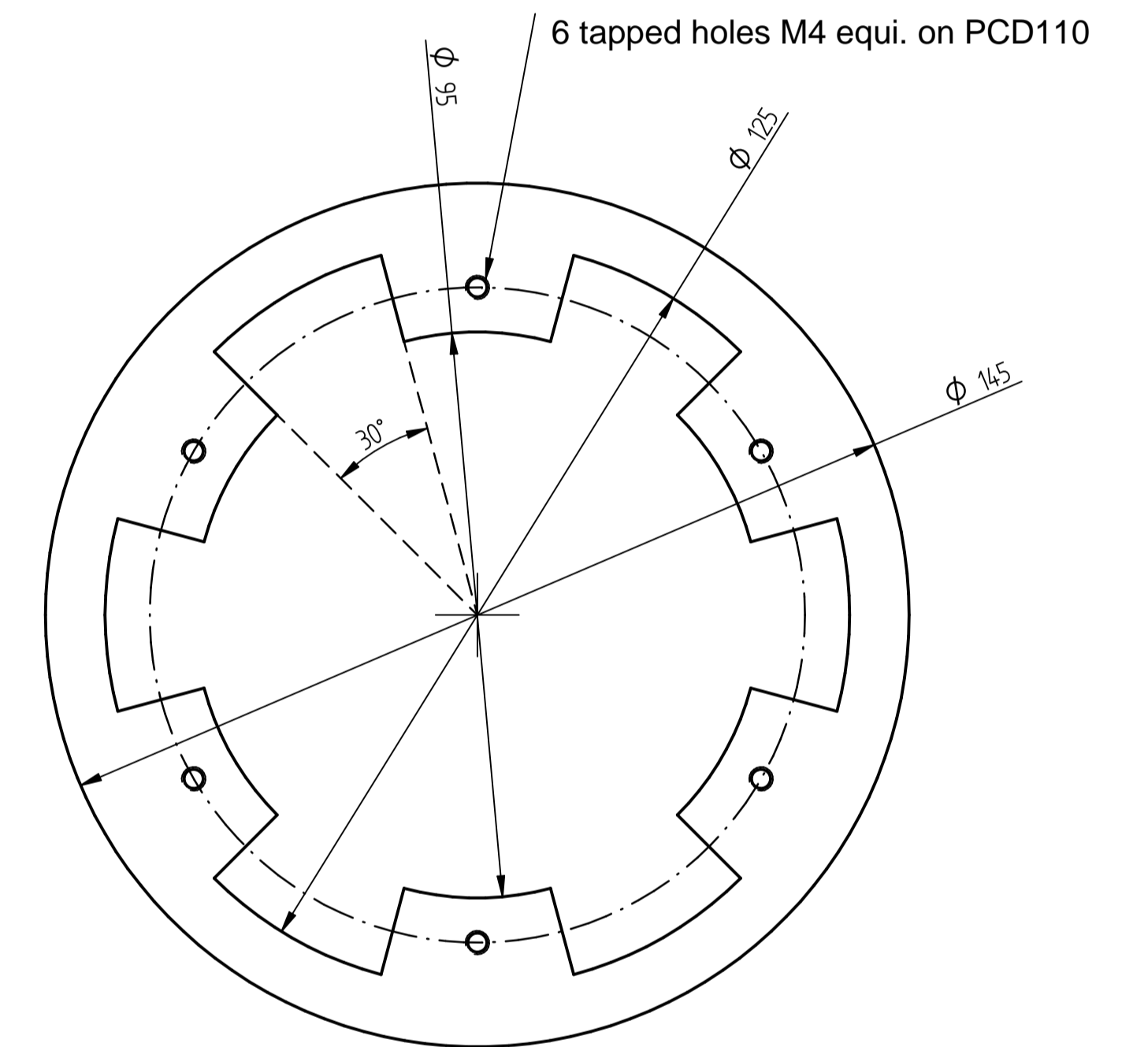
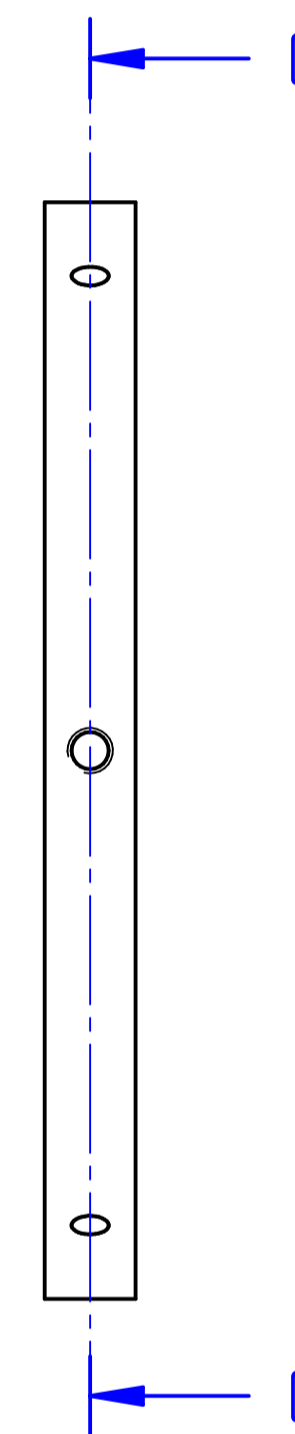
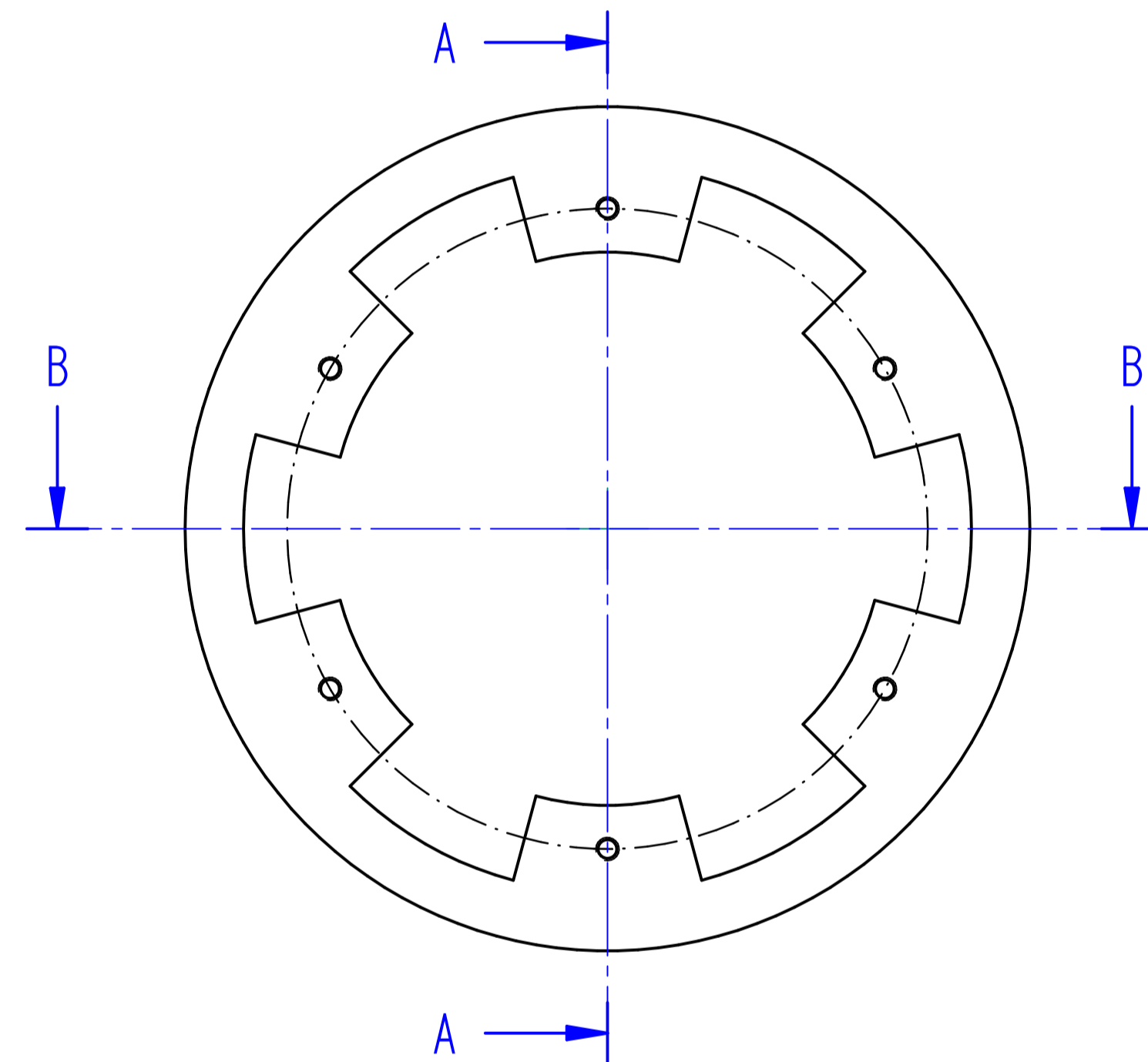
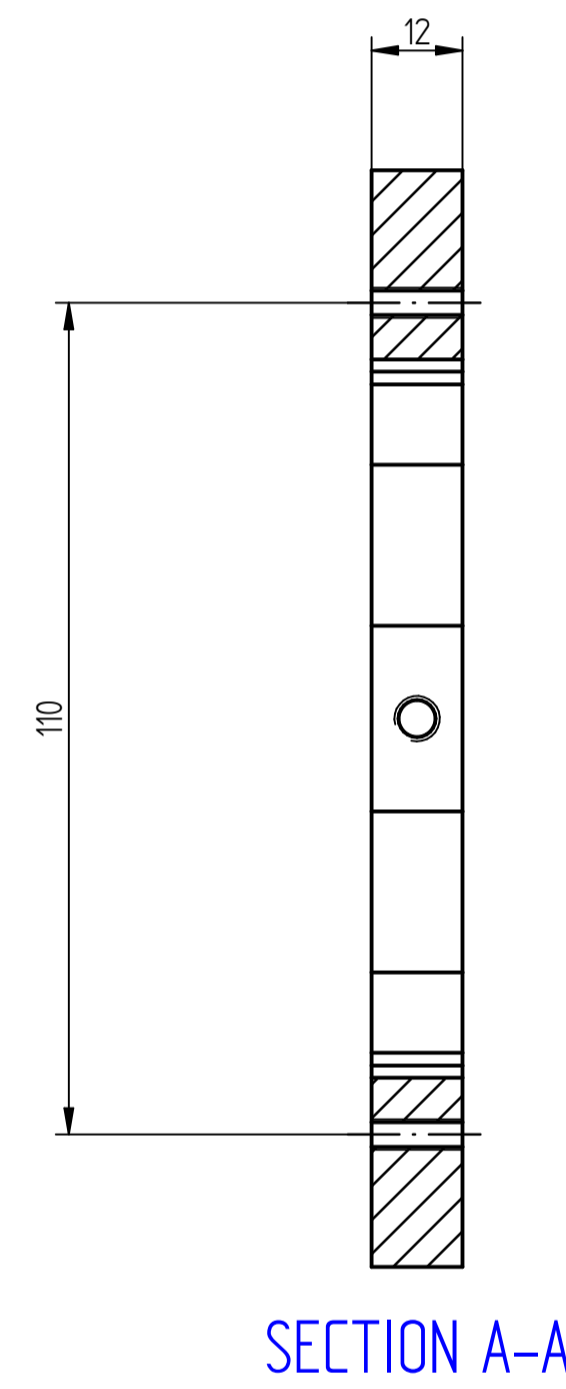
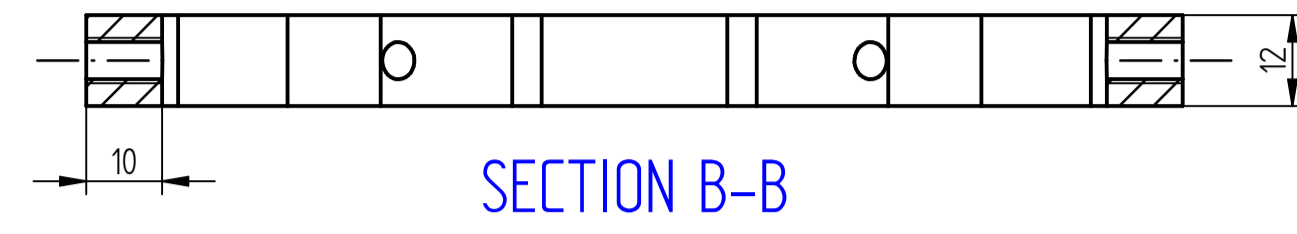


** four identical pieces are required

SOLID EDGE ACADEMIC COPY

| | | | | | |
|-------------------------------------------------------------------------------------------------------|---------------|----------|---------------------------------------------|---------|--------------|
| | NAME | DATE | Solid Edge | | |
| DRAWN | IISER BHASB03 | 01/06/20 | | | |
| CHECKED | | | TITLE | | |
| ENG APPR | | | | | |
| MGR APPR | | | | | |
| UNLESS OTHERWISE SPECIFIED DIMENSIONS ARE IN MILLIMETERS ANGLES ±X.X° 2 PL ±X.XX 3 PL ±X.XXX | | | SIZE A4 | DWG NO | REV |
| | | | FILE NAME: XY_single deflector_20200106.dft | | |
| | | | SCALE: | WEIGHT: | SHEET 1 OF 1 |

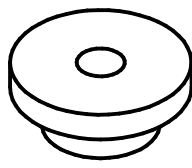
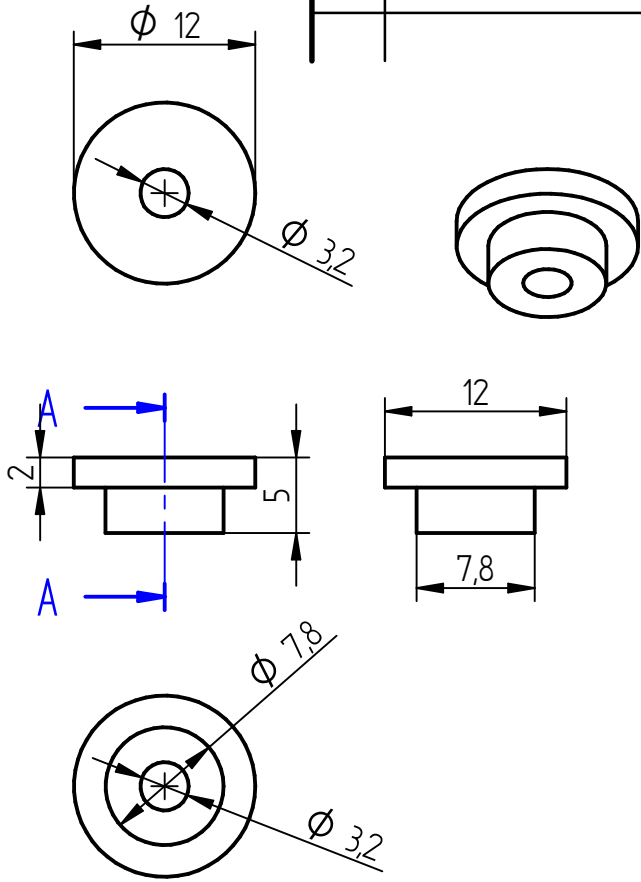
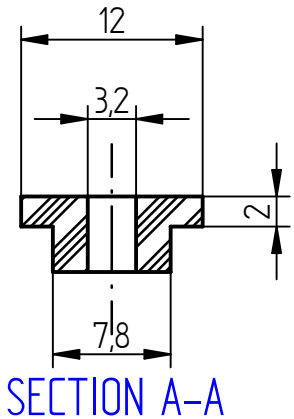
| REVISION HISTORY | | | |
|------------------|-------------|------|----------|
| REV | DESCRIPTION | DATE | APPROVED |
| | | | |



SOLID EDGE ACADEMIC COPY

| | | | |
|-------------------------------------------------------------------------------------------|--------------------|-----------------------------------------|---------|
| NAME | DATE | Solid Edge | |
| DRAWN | USER BHASB01/02/20 | TITLE | |
| CHECKED | | REV | |
| ENG APPR | | FILE NAME: flange support1_20191227.dft | |
| MGR APPR | | SCALE: | WEIGHT: |
| UNLESS OTHERWISE SPECIFIED DIMENSIONS ARE IN MILLIMETERS ANGLES *XX° 2 PL *XXX 3 PL *XXXX | | SHEET 1 OF 1 | |

| REVISION HISTORY | | | |
|------------------|-------------|------|----------|
| REV | DESCRIPTION | DATE | APPROVED |
| | | | |

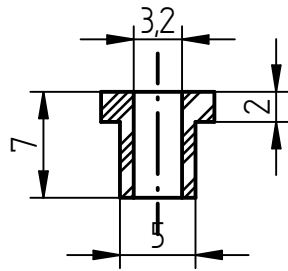


| | | | | | |
|---------------------------------------------------------------------------------------------------------------------------|---------------|----------|----------------------------------------------|---------|--------------|
| | NAME | DATE | <h1>Solid Edge</h1> | | |
| DRAWN | IISER BHASBOD | 01/30/20 | | | |
| CHECKED | | | | | |
| ENG APPR | | | | | |
| MGR APPR | | | TITLE | | |
| UNLESS OTHERWISE SPECIFIED DIMENSIONS ARE IN MILLIMETERS ANGLES $\pm X.X^\circ$ 2 PL $\pm X.XX$ 3 PL $\pm X.XXX$ | | | SIZE A4 | DWG NO | REV |
| | | | FILE NAME: insulator_lens_typeA_20200113.dft | | |
| | | | SCALE: | WEIGHT: | SHEET 1 OF 1 |

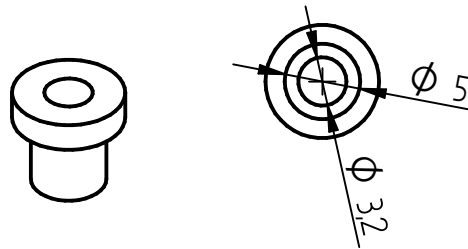
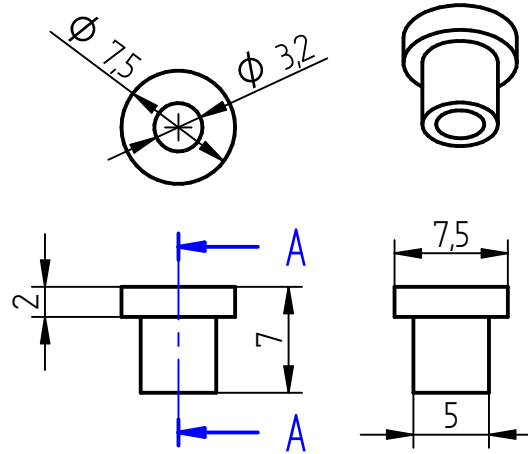
SOLID EDGE ACADEMIC COPY

REVISION HISTORY

| REV | DESCRIPTION | DATE | APPROVED |
|-----|-------------|------|----------|
| | | | |

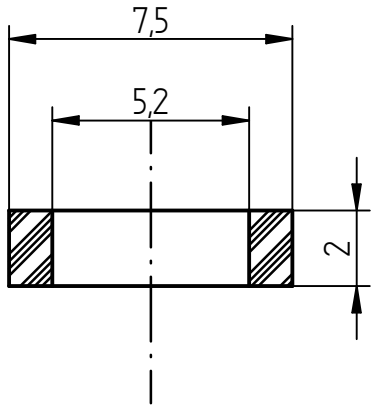


SECTION A-A

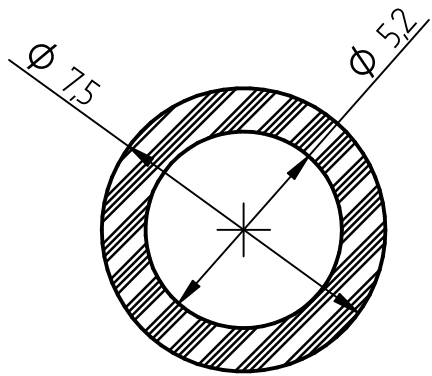


| | | | | | |
|-------------------------------------------------------------------------------------------------------|-------------|----------|-----------------------------------------------------|--------|-----|
| | NAME | DATE | Solid Edge | | |
| DRAWN | IISER BHASB | 01/30/20 | | | |
| CHECKED | | | TITLE | | |
| ENG APPR | | | | | |
| MGR APPR | | | | | |
| UNLESS OTHERWISE SPECIFIED DIMENSIONS ARE IN MILLIMETERS ANGLES ±X.X° 2 PL ±X.XX 3 PL ±X.XXX | | | SIZE | DWG NO | REV |
| | | | A4 | | |
| | | | FILE NAME: insulator_XYdeflector_typeB_20200113.dft | | |
| SCALE: | | WEIGHT: | SHEET 1 OF 1 | | |

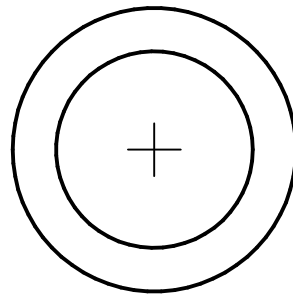
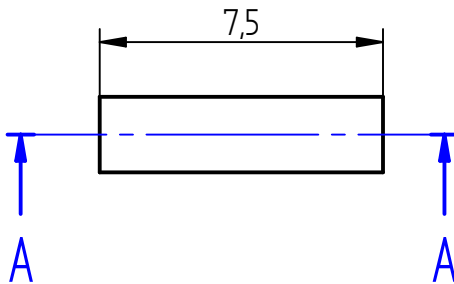
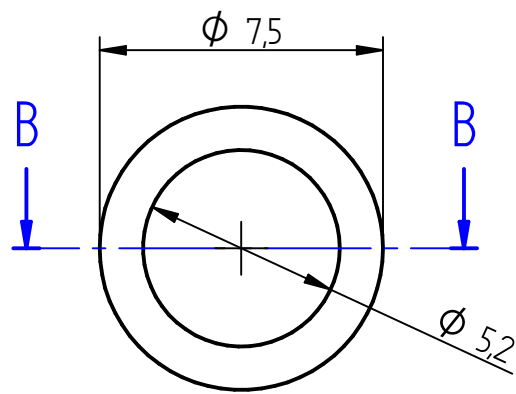
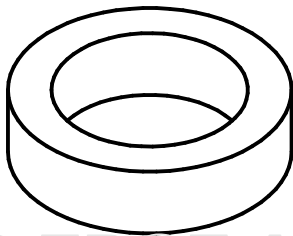
SOLID EDGE ACADEMIC COPY



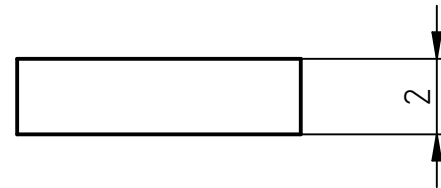
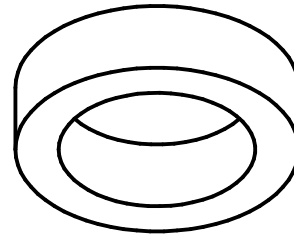
SECTION B-B



SECTION A-A



| REVISION HISTORY | | | |
|------------------|-------------|------|----------|
| REV | DESCRIPTION | DATE | APPROVED |
| | | | |

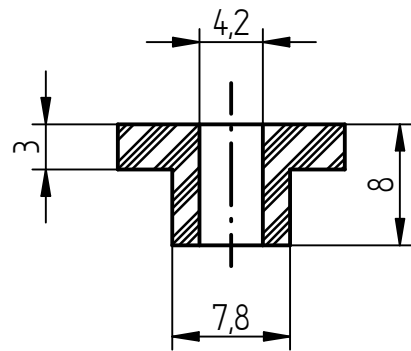


| | | | | | |
|-------------------------------------------------------------------------------------------------------|---------------|----------|-----------------------------------------------------|--------|-----|
| | NAME | DATE | Solid Edge | | |
| DRAWN | IISER BHASB03 | 01/30/20 | | | |
| CHECKED | | | TITLE | | |
| ENG APPR | | | | | |
| MGR APPR | | | | | |
| UNLESS OTHERWISE SPECIFIED DIMENSIONS ARE IN MILLIMETERS ANGLES ±X.X° 2 PL ±X.XX 3 PL ±X.XXX | | | SIZE A4 | DWG NO | REV |
| | | | FILE NAME: insulator_XYdeflector_typeC_20200113.dft | | |
| SCALE: | | WEIGHT: | SHEET 1 OF 1 | | |

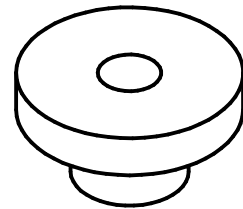
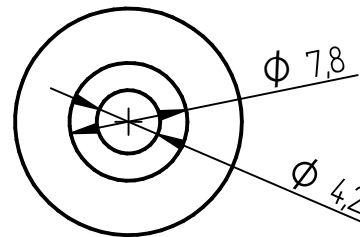
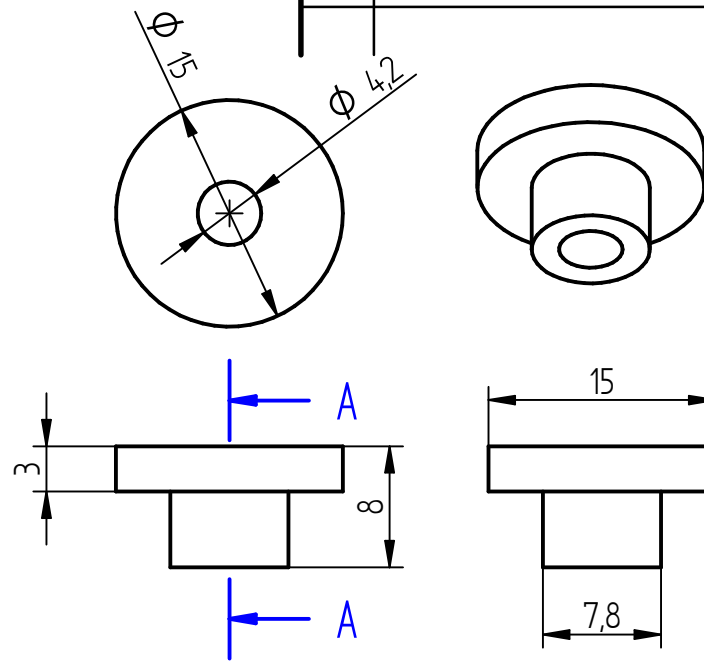
SOLID EDGE ACADEMIC COPY

REVISION HISTORY

| REV | DESCRIPTION | DATE | APPROVED |
|-----|-------------|------|----------|
| | | | |

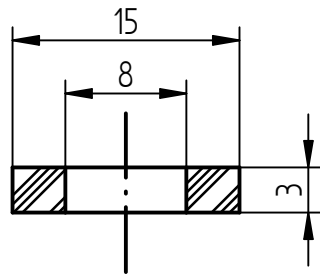


SECTION A-A

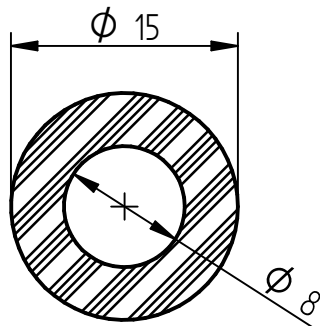
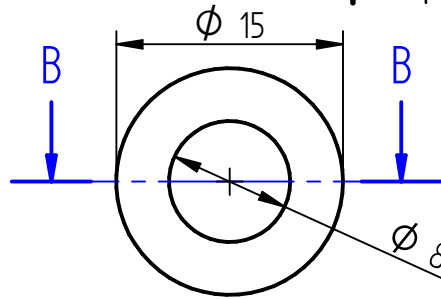


| | | | | | |
|-------------------------------------------------------------------------------------------------------|-------------|----------|---------------------------------------------------|--------|-----|
| | NAME | DATE | Solid Edge | | |
| DRAWN | IISER BHASB | 01/30/20 | | | |
| CHECKED | | | TITLE | | |
| ENG APPR | | | | | |
| MGR APPR | | | | | |
| UNLESS OTHERWISE SPECIFIED DIMENSIONS ARE IN MILLIMETERS ANGLES ±X.X° 2 PL ±X.XX 3 PL ±X.XXX | | | SIZE | DWG NO | REV |
| | | | A4 | | |
| | | | FILE NAME: insulator_electrode_typeD_20200113.dft | | |
| SCALE: | | WEIGHT: | SHEET 1 OF 1 | | |

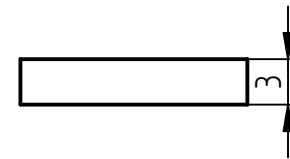
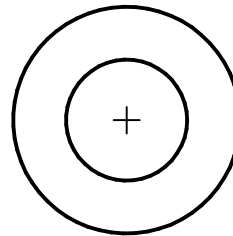
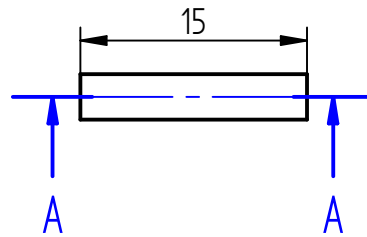
SOLID EDGE ACADEMIC COPY



SECTION B-B



SECTION A-A



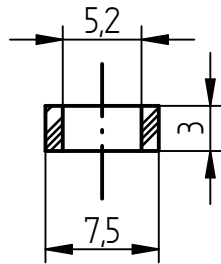
| REVISION HISTORY | | | |
|------------------|-------------|------|----------|
| REV | DESCRIPTION | DATE | APPROVED |
| | | | |

| | | | | | |
|---------------------------------------------------------------------------------------------------------------------------|---------------|----------|---------------------------------------------------|---------|--------------|
| | NAME | DATE | Solid Edge | | |
| DRAWN | IISER BHASBOD | 01/30/20 | | | |
| CHECKED | | | TITLE | | |
| ENG APPR | | | | | |
| MGR APPR | | | | | |
| UNLESS OTHERWISE SPECIFIED DIMENSIONS ARE IN MILLIMETERS ANGLES $\pm X.X^\circ$ 2 PL $\pm X.XX$ 3 PL $\pm X.XXX$ | | | SIZE A4 | DWG NO | REV |
| | | | FILE NAME: insulator_electrode_typeE_20200113.dft | | |
| | | | SCALE: | WEIGHT: | SHEET 1 OF 1 |

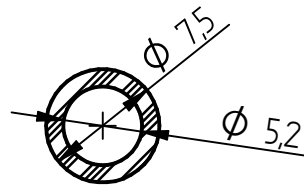
SOLID EDGE ACADEMIC COPY

REVISION HISTORY

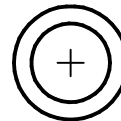
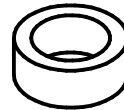
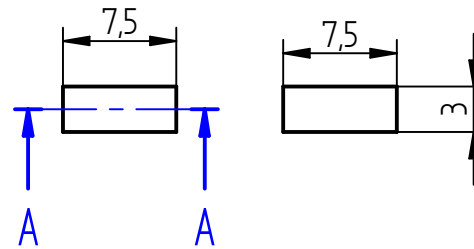
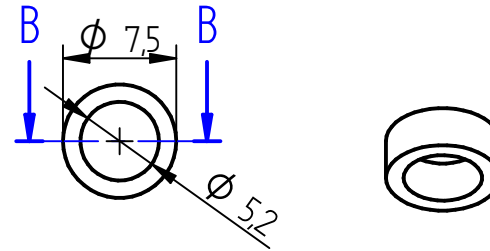
| REV | DESCRIPTION | DATE | APPROVED |
|-----|-------------|------|----------|
| | | | |



SECTION B-B

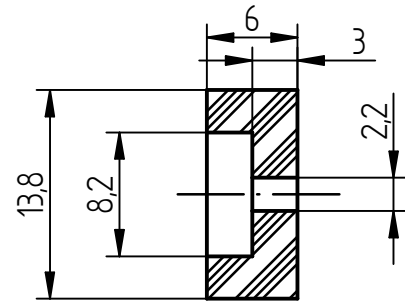


SECTION A-A

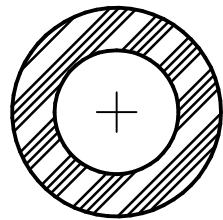


| | | | | | |
|-------------------------------------------------------------------------------------------------------|--------------|----------|----------------------------------------------|---------|--------------|
| | NAME | DATE | Solid Edge | | |
| DRAWN | IISER BHASBO | 01/30/20 | | | |
| CHECKED | | | TITLE | | |
| ENG APPR | | | | | |
| MGR APPR | | | | | |
| UNLESS OTHERWISE SPECIFIED DIMENSIONS ARE IN MILLIMETERS ANGLES ±X.X° 2 PL ±X.XX 3 PL ±X.XXX | | | SIZE A4 | DWG NO | REV |
| | | | FILE NAME: insulator_slit_typeF_20200114.dft | | |
| | | | SCALE: | WEIGHT: | SHEET 1 OF 1 |

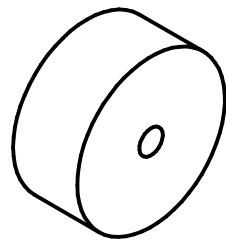
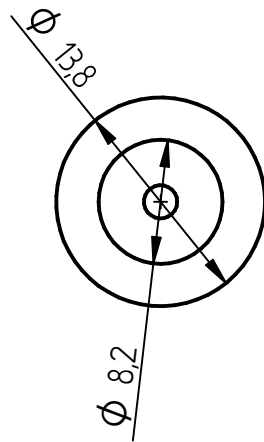
SOLID EDGE ACADEMIC COPY



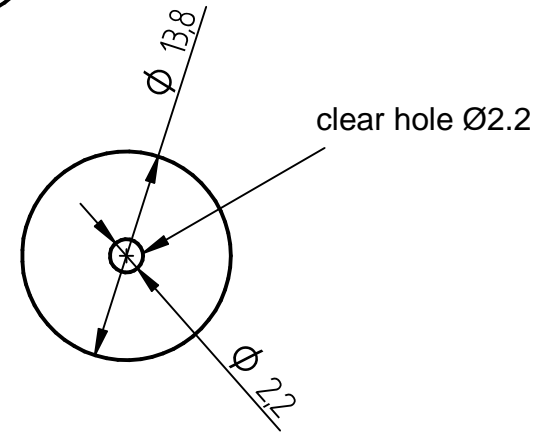
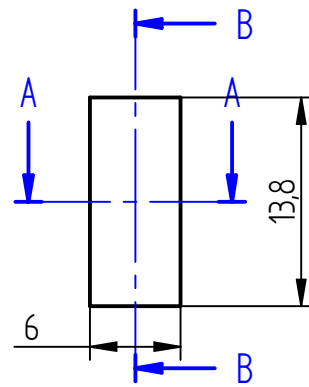
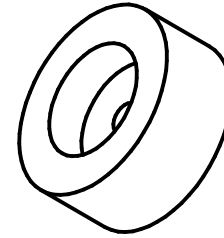
SECTION A-A



SECTION B-B



| REVISION HISTORY | | | |
|------------------|-------------|------|----------|
| REV | DESCRIPTION | DATE | APPROVED |
| | | | |

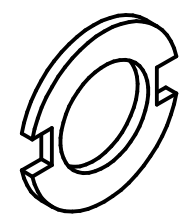
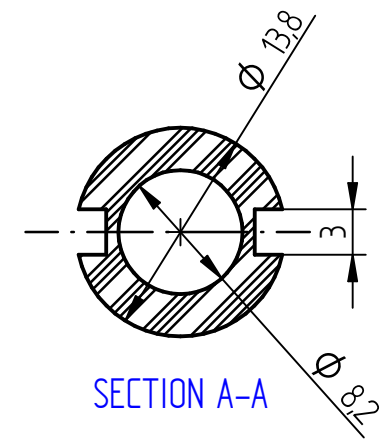
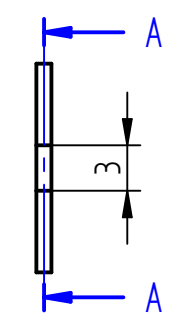
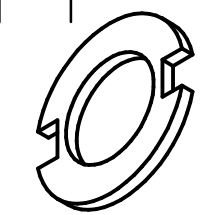
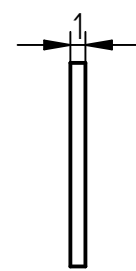
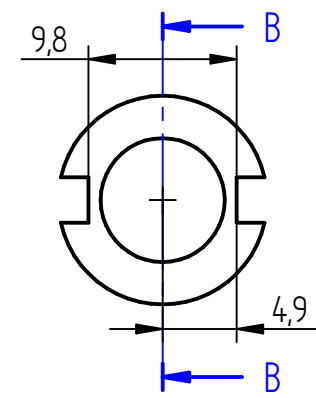
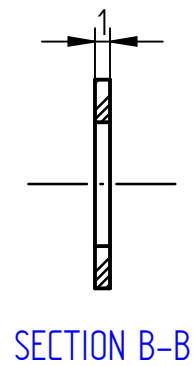


| | | | | | |
|---------------------------------------------------------------------------------------------------------------------------|---------------|----------|--------------------------------------------|---------|--------------|
| | NAME | DATE | Solid Edge | | |
| DRAWN | IISER BHASB03 | 01/30/20 | | | |
| CHECKED | | | TITLE | | |
| ENG APPR | | | | | |
| MGR APPR | | | | | |
| UNLESS OTHERWISE SPECIFIED DIMENSIONS ARE IN MILLIMETERS ANGLES $\pm X.X^\circ$ 2 PL $\pm X.XX$ 3 PL $\pm X.XXX$ | | | SIZE A4 | DWG NO | REV |
| | | | FILE NAME: insulator_FC_typeG_20200118.dft | | |
| | | | SCALE: | WEIGHT: | SHEET 1 OF 1 |

SOLID EDGE ACADEMIC COPY

REVISION HISTORY

| REV | DESCRIPTION | DATE | APPROVED |
|-----|-------------|------|----------|
| | | | |



| | | | | | |
|---------------------------------------------------------------------------------------------------------------------------|--------------|----------|--------------------------------------------|---------|--------------|
| | NAME | DATE | Solid Edge | | |
| DRAWN | IISER BHASBO | 01/30/20 | | | |
| CHECKED | | | TITLE | | |
| ENG APPR | | | | | |
| MGR APPR | | | SIZE | DWG NO | REV |
| UNLESS OTHERWISE SPECIFIED DIMENSIONS ARE IN MILLIMETERS ANGLES $\pm X.X^\circ$ 2 PL $\pm X.XX$ 3 PL $\pm X.XXX$ | | | A4 | | |
| | | | SCALE: | WEIGHT: | SHEET 1 OF 1 |
| | | | FILE NAME: insulator_FC_typeH_20200118.dft | | |

SOLID EDGE ACADEMIC COPY